



...Building Little Disciples

God Made the Land, Plants, Sun, Moon, & Stars

BIBLE STORY

Genesis 1:9-13, 14-19

Next, God rolled back the waters and some dry ground appeared. He made plants of many shapes and colors. He made mountains, hills, and valleys. This was the end of the third day.

God put a shining sun in the sky for daytime. He put a glowing moon and twinkling stars in the sky for nighttime. This was the end of the fourth day.



FAMILY FUN

MYSTERY PLANTS.
Children enjoy playing guessing games. Have your child close their eyes and open their mouth =. Put a small bite of food (a section of orange or a slice of carrot) in their mouth. Have your child taste the food. Ask, "What plant is this that God made for us?" Provide clues as needed.

Children have a natural curiosity about the world around them. Sharp, young eyes, questioning minds, and very busy hands automatically explore things from nature. What child can resist touching the petals of a sunflower, smelling the needles of a pine tree, or looking up at the sparkling stars?

Take advantage of informal opportunities when children explore their world to talk about God the creator. Reinforce the truths of God's presence, goodness, and power. You can significantly impact your child's appreciation of nature and understanding of our wonderful creator during the early years. Take time to "stop and smell the roses" with your child.

Bring this sheet back next Sunday for a special treat!




...Building Little Disciples

God Made the Land, Plants, Sun, Moon, & Stars

DAY 3 & 4

As you color the pictures on the left, talk about what God created on each day.




Scan the QR Code to view this weeks At Home Bible Lesson!




GOD'S CREATIONS

Color these things that God made on Day 3 and 4.



● red strawberry



● yellow sun



● green tree

Bring this sheet back next Sunday for a special treat!