



Moses Leads God's People/ Plagues 1-5

BIBLE VERSE:

"Give thanks to
the Lord and
pray to Him."
Psalm 105:1



SCHEDULE


Activity

Prayer

Worship

Bible Story

Craft



ACTIVITY:

Talk to your child about the Bible. Talk about how it is God's Word. We read it so we can learn about God and share with others.

Talk to your child about the plagues. Say, "a plague is something bad that happens to a lot of people." Gather these items to talk about each plague to help your child understand:

1. Nile river to blood. For this activity, pour water into a bowl. Let your child play with the water then add red food coloring.
2. Frogs- toy frogs, pictures, an/or making sounds or jumping like a frog.
3. Gnats- explain to your child that gnats are very tiny and fly. Pretend to itch skin like you have gnats (lice).
4. Flies- make buzzing sounds like flies.
5. Livestock- Talk about different kinds of livestock (cows, goats, sheep). Show pictures of each and have your child practice making the different animal sounds.

PRAYER:

It is so important that you pray with your baby/toddler. Pray for your child's salvation.

Demonstrate how to pray, folding your hands, bowing your head. Teaching prayer begins during infancy. You may pray yourself or use the following prayer.

Prayer: "Dear Lord, thank you for this day. Thank you for keeping the Israelites safe and us safe too. We love you. In Jesus' name, Amen."

WORSHIP:

Sing "**Pharaoh, Pharaoh**".

Click link below to watch and sing along.

➡ <https://youtu.be/cI-uzRi350g> ⬅

While singing with your baby/toddler, rock them back and forth and interact with them. Let them learn that singing songs about the Lord is a wonderful sweet way to learn about God and bond with you.



BIBLE STORY:

Hold up the Bible, "This is the Bible. We love our Bible. It is the Word of God. The Bible is truth." Hug the Bible to your chest. "Let's pat our Bible." Take the baby/toddler's hand and have them pat the Bible. Read the story with enthusiasm to capture their attention.

Babies and Toddlers:

Hold up the teaching picture attached to this lesson or read the story from a Children's Bible. Story comes from Exodus 2.

"Moses obeyed God and went to Pharaoh with the message God sent him, "Let the Israelites go." The Israelites were slaves and treated very badly. Pharaoh told Moses, "No!". Pharaoh would not let the Israelites go. Pharaoh's heart was hard so God sent terrible things to Egypt, plagues. The Nile river turned into blood. There were frogs and bugs. Then the animals got sick. But Pharaoh still wouldn't listen and just got more bad! He said, "No, I will not let the Israelites go!"

Pharaoh had a hard heart which means he disobeyed what God said and did bad things. God wants us to obey him. God kept the Israelities

safe and had plans for them and Moses to free them. We can trust God. He keeps His promises and loves us so much.

TIME TO TALK:

As you change diapers, wash hands, rock, play with, and console your baby/toddler take time to talk about the Bible story.

AFFIRMING STATEMENTS:

GOD PROTECTS US.



WE CAN TRUST GOD.

GOD HAD SPECIAL PLANS FOR MOSES AND THE ISRAELITES.

GOD HAS SPECIAL PLANS FOR YOU TOO.

OBEY GOD WITH YOUR WHOLE HEART.


GOD LOVES YOU.



TEACHING PICTURES



TEACHING PICTURES



TEACHING PICTURES

5.



CRAFT:

Craft attached. For this craft, talk to your child about the lesson. Talk about how Pharaoh was stubborn and wouldn't let the Israelites go, but God's plans never fail.

Once your child is done with their craft, end in prayer.

