




Moses Crosses the Red Sea

BIBLE VERSE:

"Give thanks to
the Lord and
pray to Him."
Psalm 105:1



SCHEDULE

Activity

Prayer

Worship

Bible Story

Craft



ACTIVITY:

Talk to your child about the Bible. Talk about how it is God's Word. We read it so we can learn about God and share with others.

For Babies:

Use two towels or scarfs and lay them parallel on the floor. At first, with no space between. Imagine it is the sea. Next, separate the towels, so there is some space to crawl in between. For younger babies, you will need to do the activity by holding your child. For babies older than eight months, you may need to boost their motivation encouraging them to crawl through the space between the two pieces of cloths.

Toddlers:

Lie down two towels or scarfs parallel on the floor with some space between them. Arrange the cloths in a way that it looks like sea waves. Stand at one end of the sea and encourage your toddler to walk through the straight line and tell them to imagine as if they are walking through the sea. Ask them questions that will help them to imagine better, for example, "How would you feel walking in between the sea?" or "How would the water feel beneath your feet?" "What would you see?"

PRAYER:

It is so important that you pray with your baby/toddler.
Pray for your child's salvation.

Demonstrate how to pray, folding your hands, bowing your head. Teaching prayer begins during infancy. You may pray yourself or use the following prayer.

Prayer: "Dear Lord, thank you for this day. Thank you for keeping the Israelites safe and us safe too. We love you. In Jeus' name, Amen."

WORSHIP:

Sing "**How Did Moses Cross the Red Sea**".
Click link below to watch and sing along.

➡ <https://youtu.be/xbGFmvFVz80> ⬅

While singing with your baby/toddler, rock them back and forth and interact with them.
Let them learn that singing songs about the Lord is a wonderful sweet way to learn about God and bond with you.



BIBLE STORY:

Hold up the Bible, "This is the Bible. We love our Bible. It is the Word of God. The Bible is truth." Hug the Bible to your chest. "Let's pat our Bible." Take the baby/toddler's hand and have them pat the Bible. Read the story with enthusiasm to capture their attention.

Babies and Toddlers:

Hold up the teaching picture attached to this lesson or read the story from a Children's Bible. Story comes from Exodus 14.

"Pharaoh did not want to listen to Moses or God so God continued to allow bad things to happen to Egypt till Pharaoh changed his mind. He was so upset after the last plague he told Moses and his people to leave and that they free to go. But soon after Moses and the Israelites left, Pharaoh changed his mind and chased after them. The Israelites got to the Red Sea and were trapped and very scared. Moses said, "Do not be afraid. God will protect us". God told Moses to raise his staff over the sea. WHOOSH! With a huge wind , God pushed aside the waters and made a path through the sea. The Israelites made it safely to the other side."

"God made a miracle to save the Israelites. God is so powerful and we can trust in Him to keep us safe. He loves you and me.
The Israelites were so happy.
They praised God for saving them from Pharaoh and separating the Red Sea."

TIME TO TALK:

As you change diapers, wash hands, rock, play with, and console your baby/toddler take time to talk about the Bible story.

AFFIRMING STATEMENTS:

GOD PROTECTS US.



WE CAN TRUST GOD.

GOD HAD SPECIAL PLANS FOR MOSES AND THE ISRAELITES.

GOD HAS SPECIAL PLANS FOR YOU TOO.

OBEY GOD WITH YOUR WHOLE HEART.

GOD LOVES YOU.



TEACHING PICTURE



CRAFT:

Craft attached. For this craft, talk to your child about the lesson. Talk about God kept the Israelites safe and safely had them cross the Red Sea by parting the waters. Once your child is done with their craft, end in prayer.

