

1st-5th Grade Small Group Lesson

Session Title: The Armor of God

Bible Passage: Ephesians 6:10-19

Main Point: God gives us what we need to stand strong against evil.

Key Passage: 2 Corinthians 5:17

Big Picture Question: Who changes us? The Holy Spirit changes us to be like Jesus for God's glory.

Christ Connection: Paul told believers to be ready to fight a spiritual battle each and every day. People and powers who are against God will be against us too. But Jesus died and rose from the dead. He had victory over evil. We can fight the battle against evil, knowing Jesus already won the war.



Armor Cards Activity

Materials- Armor Cards and Scissors

(Belt of truth, breastplate of righteousness, shoes of readiness for the gospel of peace, shield of faith, helmet of salvation, sword of God's Word, and prayer)

Armor Concentration – Cut the Armor Cards our below. Position the cards face down in a grid. Challenge the group to take turns turning over two cards at a time. If the cards match, they should collect them and play passes to the next player. If the cards do not match, they should turn over just one of the cards, leaving one card face up. Then play passes to the next player. The player to collect the most matches wins.

The battles God says we will fight are not physical; they are spiritual battles against an invisible enemy. The devil wants us to turn away from God. He does not want people to know and love Jesus. But God gives us what we need to stand strong against evil. We stand firm knowing that God will protect us, and we rely on His power. Ultimately, Jesus has won the war against sin and evil by dying on the cross and rising from the dead. His victory belongs to everyone who trusts in Him.

Sword Drills Activity

Materials- Bible

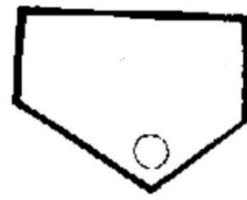
Distribute a Bible to each person. Spend a few minutes explaining how to use the table of contents, page numbers, and chapter and verse numbers to find a passage of Scripture. Then hold competitions to see who can find given verses first. Encourage the ones who find the verses first to help others who are still searching.

Suggested verses:

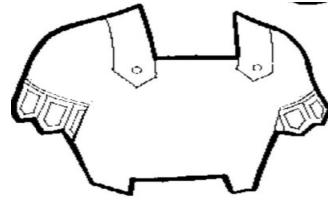
- Psalm 19:9-10
- Jeremiah 29:11
- Isaiah 41:10
- Matthew 6:32-33
- John 3:16
- Philippians 4:13

God gives us what we need to stand strong against evil. If the Word of God is our sword for battling against evil, it's important that we practice using it so that we are ready when we need it. Can you imagine what would happen in a physical war if you reached for your sword but it got stuck in its sheath? By memorizing Scripture and practicing finding verses, we can make sure our "swords" are ready to go to fight temptation and lead others to Jesus.

Belt of Truth




Breastplate of Righteousness



Shoes of Readiness for the Gospel of Peace



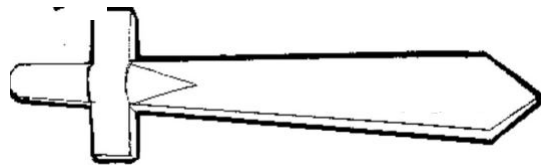
Shield of Faith



Helmet of Salvation



Sword of God's Word



Prayer



Protective Pairings

DOWNLOAD THE
TGP FAMILY APP

INSTRUCTIONS: Match each person to the object that helps protect him or her.



KEY PASSAGE:

2 Corinthians 5:17

BIG PICTURE QUESTION:

- Who changes us? The Holy Spirit changes us to be like Jesus for God's glory.

BIBLE STORY:

THE ARMOR OF GOD

- Paul wrote a letter to believers living in Ephesus.
- Paul wanted them to know that they had power against evil.
- Paul talked about a special kind of armor.
- God gives us what we need to stand strong against evil.

FAMILY DISCUSSION STARTERS:

- Why do you think the armor of God includes a sword?
- What does it mean to wear the armor of God?
- Can we choose not to wear the armor of God?

FAMILY ACTIVITY:

- Take your family to a history museum. Seek out exhibits about armor. Talk to your kids about the kinds of threats God's armor protects us from.
- Use wire coat hangers and paper maché to make play swords.

Younger Kids Activity Pages
Unit 33, Session 4

