

# Jesus Teaches About Sharing

Bring this back next Sunday for a special treat!

## BIBLE STORY

Luke 12:13-21

Jesus wanted people to know that having a lot of money or things is not what is most important in life.

Jesus told a story about a rich farmer. The farmer wanted to keep his extra crops for himself.

The farmer said, "I will build bigger barns! I will put my extra grain in the new barns. Then I will not have to worry about anything."

God knew this man was selfish. God said the man would die that night. Then all the man's goods would not help him. God does not want us to be selfish. We should share with others.



## BEING SELFLESS




©Brian W Chalmers 2009

As you color the picture, talk about how we can give what is our possessions to those who are in of these things.

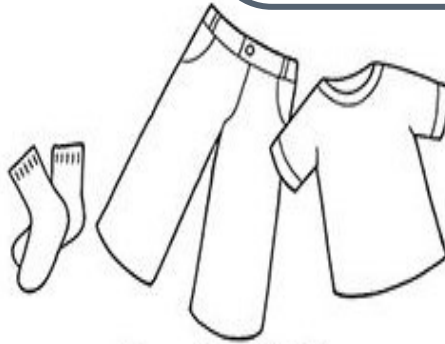
## Jesus Teaches About Sharing

Bring this back next Sunday for a special treat!

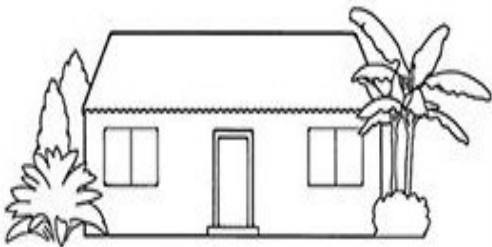
### SHARING WITH OTHERS




I am thankful for my family.



I am thankful for my clothes.



I am thankful for my home.



I am thankful for food to eat.

As you color the picture, talk about how God gives us good things.

Scan the QR Code to view this weeks At Home Bible Lesson!



### FAMILY FUN

This week's Bible lesson taught the importance of sharing with others. As a parent, you will need to teach your children how to share and be generous. Ask each family member for ideas about sharing with one another. Talk about ways to be generous during everyday activities. Post a list of the ideas suggested. Each day, choose and put into practice one of the ideas. Example: Today is "Share a Snack Day."

Practice generosity and hospitality as a family. Invite people to your home for dinner or dessert. Have the children participate by greeting guests, taking their coats, or bringing drinks to them. Together, make giving projects a regular part of your family life.

**Sharing Soup.** Collect cans of soup for a local food bank. Think of chores the children can do to earn money for purchasing cans of soup. Shop together and allow children to select the kinds of soup they want to purchase for giving to others. Together, take the cans to a local food bank. If possible, work in a soup kitchen with your child, allowing them to see firsthand how sharing helps people in need.