

People Praise Jesus



BABY/ TODDLER LESSON

BIBLE VERSE:

"Hosanna! Blessed is he who comes in the name of the Lord."

Mark 11:9



SCHEDULE

Activity

Prayer

Worship

Bible Story

Craft

ACTIVITY:

Talk to your child about the Bible. Talk about how it is God's Word. We read it so we can learn about God and share with others.

Tell your child about a parade and describe what it is like. People are clapping, jumping up and down, taking pictures...Parades are a lot of fun!

Say, "Today we are going to hear about Jesus on a very special day! He rode through the city on a donkey as people were jumping up and down and clapping. They were so happy to see Him! It was almost just like a parade!"

Pretend you are throwing a parade for Jesus. Turn on worship music and dance and sing, praising Jesus!

PRAYER:

It is so important that you pray with your baby/toddler. Pray for your child's salvation. Demonstrate how to pray, folding your hands, bowing your head. Teaching prayer begins during infancy. You may pray yourself or use the following prayer.

Prayer: "Dear God, we love you so much! Thank you the Bible to help us learn about your Son, Jesus. Help us to love and follow Him. In Jesus' name we pray, Amen."



WORSHIP:

Sing "Ho Ho Ho Hosanna".

Click link below to watch and sing along.

→ <https://youtu.be/i7OmW6PNPNI> ←

While singing with your baby/toddler, rock them back and forth and interact with them. Let them learn that singing songs about the Lord is a wonderful sweet way to learn about God and bond with you.



BIBLE STORY:

Hold up the Bible, "This is the Bible. We love our Bible. It is the Word of God. The Bible is truth." Hug the Bible to your chest. "Let's pat our Bible." Take the baby/toddler's hand and have them pat the Bible. Read the story with enthusiasm to capture their attention.

Babies and Toddlers:

Hold up the teaching picture attached to this lesson or read the story from a Children's Bible. Story comes from Mark 11.

"The Bible tells us that Jesus was going into the city of Jerusalem. He was riding a donkey."
(Show your child the teaching picture.) "The people were excited that Jesus was coming into Jerusalem. They knew that Jesus was special. The people praised Jesus. The people waved palm branches." (Give your child a palm leaf to wave. There is a craft attached to this lesson to create one.) "They laid palm branches and some clothes in the road." (Have your child lay down their palm leaf. Move the Jesus figure over the palm leaves.) "The people shouted, 'Hosanna!'. That meant Jesus was special. We know that. The Bible says that you can praise Jesus because Jesus is the Son of God."




Sing this rhyme with the children:
I can praise Jesus
(point up)
When I sing a song.
(point to mouth)
I can clap my hands.
(clap hands)
And praise Him all day long.
(keep clapping)

TIME TO TALK:

As you change diapers, wash hands, rock, play with, and console your baby/toddler take time to talk about the Bible story.

AFFIRMING STATEMENTS:

Jesus loves you
We praise Jesus
Because He is the Son of God
He died for you and me.



TEACHING PICTURES



CRAFT:

Craft attached. For this craft, talk about how people praised Jesus calling him "Hosanna!"

They were so excited to see Jesus! We should be so excited to learn about Jesus because He loves us so very much! Once your child is done with their craft, end in prayer.

