

COTTONWOODCREEK CHURCH
Early Childhood LEADER GUIDE
VBS 2024

Thank you for making VBS possible!
May the Lord be glorified in and through you as children
come to know Him!

TABLE OF CONTENTS

What is Expected of Me?	3
Staff Contact Information	4
SCUBA VBS Overview	5
Preschool Class Rotation Schedule	6
Rotation Summaries	7
Decorating Info, Dos, & Don'ts	8-9
Things to Note	10-11
Morning Processes	12
Birth- 2 Year Old Section	13-37
VBS Nursery Overview	14
Nursey - Toddler Schedule	15
Day 1 Plans	16-21
Day 2 Plans	22-26
Day 3 Plans	27-32
Day 4 Plans	33-37
3-5 Year Old Section	38-82
Day 1 Plans	39-52
Day 2 Plans	53-63
Day 3 Plans	64-73
Day 4 Plans	74-82
Extra Activities	83-86
Gospel Poster	87
Leader Appreciation Lunch	88
Clean Up Instructions	88
Family Experience Information	89
Hawaiian Waters Information	90

What is Expected of Me?

Thank you for serving alongside your CREEK KIDS ministry team! We are excited to dive in with SCUBA and see what God has planned for us! It is all possible because you sacrificed your time and energy for children to learn about our SAVIOR! So now you might be asking, what have I committed to? Hopefully this will help:

1. Be in prayer. Join our team in praying every morning at 10:02 for VBS!
2. Get excited! Kids can tell if we are just going through the motions or if we are invested in the experience! Let your inner child come out and play!
3. Think about how to make your space inviting, colorful, and FUN! We have ideas on our Leader Resources tab on our church website. Some leaders LOVE to decorate—others get overwhelmed. KEEP IT SIMPLE. THINK—COLOR—COLOR--COLOR. Reach out to Our team if we can be of help! Please note the DECORATING DOS & DON'TS page in this manual.
4. Early Childhood rooms are available for decorating beginning SATURDAY June 1st through SUNDAY, JUNE 9th. Please keep in mind that we will still have Sunday morning classes in the rooms leading up to VBS week.
5. Please make sure you are prepared for the next day before you leave by going through the PREPARE TO DIVE IN section of the day's information.
6. LOVE ON KIDS! The whole week, no matter what is thrown at us, may LOVE be the trait that surpasses all others! We have planned many things, however, understand connecting with the kids and your other leaders, is a major goal of VBS.



STAFF CONTACT INFORMATION


Name	Title	Phone	Email
Children's Ministry			
Dave Marsh	Children's Pastor	972-838-5040	david.marsh@cottonwoodcreek.org
Shareen Feltner	Children's Assistant	469-774-0935	shareen.feltner@cottonwoodcreek.org
Elementary Team			
Kelly Kitch	Elementary Minister	817-891-2222	kelly.kitch@cottonwoodcreek.org
Elizabeth Dodd	Large Group Director	214-491-0455	elizabeth.dodd@cottonwoodcreek.org
Tawni Newman	Elementary Director	972-302-1588	tawni.newman@cottonwoodcreek.org
Melissa Walch	Elementary Director	469-222-0574	melissa.walch@cottonwoodcreek.org
Leda Blas	Special Events Director	469-952-4032	leda.blas@cottonwoodcreek.org
Early Childhood Team			
Catherine Hathaway	Awana & Early Childhood Minister	972-743-6001	catherine.hathaway@cottonwoodcreek.org
Brittany Basinger	Nursery Director	210-323-1246	brittany.basinger@cottonwoodcreek.org
Zarryn Bechtold	Pre-K & Kinder Director	214-985-1011	zarryn.bechtold@cottonwoodcreek.org
Caley Cekinovich	2's & 3's Director	972-984-8251	caley.cekinovich@cottonwoodcreek.org

Cottonwood Creek Church	
	www.cottonwoodcreek.org
Creek Kids	
	cottonwoodcreek.org/kids
	CreekKidsTX
	facebook.com/CottonwoodCreekKids
	CottonwoodCreekKids
	www.youtube.com/cottonwoodcreekkids



SCUBAVBS OVERVIEW

	Monday	Tuesday	Wednesday	Thursday
BIBLE STORY	God shows Himself to Elijah through ups and downs. 1 Kings 18-19	God shows compassion to the people of Nineveh. Jonah 1-3	Jesus dies and comes back to life. John 18-20	Jesus calms a storm. Mark 4:35-41
BIBLE POINT	God is a friend who's real	God is a friend who loves	God is a friend forever	God is a friend we can trust
BIBLE VERSE	"We believe, and we know You are the Holy One of God." John 6:69	"Just as I have loved you, you should love each other." John 13:34	"I am the resurrection and the life. Anyone who believes in Me will live, even after dying." John 11:25	"I am leaving you with a gift – peace of mind and heart." John 14:27
BIBLE BUDDY	TAD the frogfish	FINNLEY the dolphin	WAYLON the whale-shark	FISHER the seal
3 yr-5 yr old SNACK	Animal Crackers	Chips	Goldfish	Cookies
Babies- 2 yr old SNACK	Cheerios and Goldfish	Bananas and Nutrigrain bars	Applesauce and Goldfish	Nutrigrain bars and Apple sauce



Preschool Class Rotation Schedule

3's and 4's Class Schedule

Class	8:45-9:25	9:30-10:00	10:05-10:35	10:40-11:10	11:15-11:45	11:45-12:15
3-Animals 120 Ducks 122 Fish	Welcome CheckIn. Centers, Opening Activities	Outside Playground	Chapel Time & Bible Story (Rm 143)	Bible Story, Craft & Snack (Classroom)		Parent Pick Up Centers, Coloring Books, Finishcrafts, Bible Review
4 A - Stripes 123Green Stripes 125Blue Stripes 146PurpleStripes	Welcome CheckIn. Centers, Opening Activities	Outside Playground	Bible Story, Craft & Snack (Classroom)		Chapel Time (Rm 143)	Parent Pick Up Centers. Coloring Books, Finishcrafts, Bible Review
4B - Smiley 140BlueSmiley 142PurpleSmiley 144GreenSmiley	Welcome CheckIn. Centers, Opening Activities	Bible Story, Craft & Snack (Classroom)		Chapel Time & Bible Story (Rm 143)	Outside Playground	Parent Pick Up Centers, Coloring Books, Finishcrafts, Bible Review

5's PK Class Schedule

Class	8:45-9:25	9:30 - 9:55	10:00-10:20	10:25-10:50	10:55-11:40	11:50-12:15
5A-PKDots 124 OrangeDots 127 Green Dots 131 Blue Dots	Welcome Check In. Centers, Opening Activities	Bible Story, Craft & Snack (Classroom)		Outside Playground	Worship (House of Worship)	Parent Pick Up
5B-PKChecks 100 Red Checks 126 Blue Checks 128 Green Checks 130 Orange Checks	Welcome Check In. Centers, Opening Activities	Bible Story (Classroom)	Outside Playground	Craft & Snack (Classroom)	Worship (House of Worship)	Parent Pick Up

ROTATION SUMMARIES

Welcome

- ✓ Greet each child
- ✓ Find their nametag sticker and put on child
- ✓ Check off name on roll sheet
- ✓ Put on the wristband that matches the room
- ✓ NO wristbands for babies- 2year olds
- ✓ Give parent pick up card with personal security number
- ✓ Have activities and toys out and ready to use

Bible Story and Sticky Scriptures

This activity will be held in each classroom. The activity instructions are in this packet. This time will be spent presenting the Gospel DAILY, as well as, reinforcing the Bible lesson for the day with a hands-on activity. Needed supplies will be in your light blue tub.

Playground

3-5 year olds classes: Please escort your children to the outside playground. Plan to stay to supervise and engage with your children.

Toddler classes: Please escort your classes to the toddler area outside. Room A106 may also be used. Plan to stay to supervise and engage with your children.

Worship

5 year olds classes ONLY: Please take your class to The House of Worship (THOW). During worship, please keep your group in their designated rows; have a leader sit at the end of each row to help monitor the group. **Do not allow them to stand on a seat** or mistreat THOW. Kids should remain in their seated area, not in the aisle or toward the stage.

3's and 4's classes: Escort your children to A143 on Trail 3 for Worship and stay to help monitor your class during the story time. Make sure your hand sign is visible in your lap for staff to locate your group quickly.

DECORATING INFO, DOS, & DON'TS

Preschool rooms and door decorating can start as early as June 1st. All decorating must be completed by end of the day, Sunday, June 9th.

Each room will be provided a laminated poster that will have their grade and wristband name on it to help parents find the right room. Please account for this in your **doorway decorations**.

A decoration supply table will be located near the fish tank downstairs throughout the week. Additional resources and die cuts are in the Resource Room (Trail 2: Room A129). You are welcome to use any supplies; however, please return the supplies to their place when you are finished. Please be thoughtful when decorating your room and consider that all rooms need decorations. We have ideas on our church website: cottonwoodcreek.org/vbs, follow leader links.

The overhead projector will be out M-F from 8:30 a.m.-5:00 p.m., the week of June 3rd. If you need it after hours, please check it out from the facility's office.

Please note that if you choose to purchase any additional supplies, Children's Ministry will not be able to reimburse that expense. You can search SCUBA decorating to find suggestions from sites like, Group.com, Oriental Trading, Pinterest, etc.

Decorating Info, Dos, & Don'ts Continued:

- Please do not use lights that need to be plugged in.
- If you want to hang items from the ceilings, you are limited to using the clips that are already in place. Do NOT move the preplaced hooks.
- Ensure the window on the door is not covered.
- Please use Mavulus or blue painters tape or sticky tack on the doors. DO NOT USE STAPLES, SCOTCH TAPE, OR MASKING TAPE ON DOORS or WALLS. No command hooks or strips.
- Staples MAY NOT be used on ANY walls or doors!
- Use only pencil to trace a transparency onto the wall. Markers or pens may bleed through the paper.
- NO glitter please, we really want to keep facilities happy.
- If you borrow the overhead and are using it after "normal" hours (8:30-5:00), please return it to the facility's office across from the supply table near the fish tank.
- If you use the last of a supply, please let Shareen Feltner know in A145.
- If you bring your kids with you to decorate, please make sure that you keep them under your close supervision.
- Please clean up after yourself when decorating is complete, replace items, throw away miscellaneous scraps and any items that you might bring in with you, i.e., food containers.
- If you have any questions or need anything, see Shareen Feltner.
- **HAVE FUN WITH IT!**

THINGSTO NOTE

- **T-shirts**

On sale at the VBS booth for \$12 each. Shirt purchases help offset the cost of VBS. We hope that children and adults will purchase t- shirts to wear throughout the week.

VBS Staff can be found wearing GREEN during the week of VBS.

- **Child/Adult Protection**

- Background checks must be complete for each adult volunteer (18 years and older) – Both steps of the background check MUST be completed and cleared by June 7th.
- Do not be alone with a child in a secluded area – always have one other adult present.
- You will be notified if a child specifically asks not to have their pictures posted or be videoed; however, we ask that you do not take pictures of children and post them to your personal social media sites.
- Cell Phone Usage – Please limit cell phone usage to focus your time and energy on the kids.

- **Crafts and Activities**

All supplies should be in your light blue tub; if you need anything, visit the INFORMATION/SUPPLIES locations--downstairs at the KID CARE desk near the fish tank, or upstairs in the leader snack room A238-A.

- **Kids Snacks**

Located outside of the kitchen area downstairs. Assign one leader to pick-up snack and then return unused snack to the kitchen each day as soon as you are finished.

- **Adult & Youth Leader Snacks**

Located upstairs, A238-A. Determine a rotation schedule for each leader to go quickly to select their snack and drink for the day. Bible Story or Worship are great times to arrange this.

- **Nurse's Station**

The nurse's station is located downstairs at the Welcome Desk. If one of your students does get sick or injured, please have ONE leader take them to the nurse and then return to class. The nurse will either bring the child back to your classroom or let you know that they have gone home. There will be Band-Aids in your supply bucket if that is all that is needed.

- **Discipline**

Handle all issues with patience, love, and respect. We are here to help you if you have a discipline issue, locate a staff member or hall monitor to assist you. Text/call Catherine for assistance: 972-743-6001.

- **Youth Leaders**

We are counting on our Youth to be strong, responsible leaders. Kids LOVE them and will respond well to them, making it a positive experience for everyone. Youth should be reminded that they are LEADERS and need to set a good example. Sponsors are responsible for their behavior. Help assign youth leaders specific jobs each day, so they will know what to do.

Some examples of youth friendly tasks:

- Pick-up the snack and return unused every day
- Put name tag stickers on child at check-in
- Help with arrival activities
- Looking for kids that seems nervous or left out and sitting with them
- Playing with kids on the playground (pushing on swings, playing tag, etc)
- During any hands-on activities have them walk around and help kids
- Leading by example- if kids are supposed to sit on the floor for Bible story, they can sit on the floor too
- Being a runner for classroom if items are needed
- Playing with kids at pick-up time so adult leaders are available to be at the door

MORNING PROCESSES

Please be in your classroom at 8:15 a.m every morning.

- ALL Leader kids (all groups) will be received at 8:30 a.m. on Monday-Thursday.
- Pro-tip: Traffic WILL be congested, especially the closer it is to 9:00. Plan on being here early to save yourself from frustration.

DO NOT RECEIVE NON-LEADER KIDS BEFORE 8:45 a.m.

- Check-in Procedures – Children will check-in and check-out of your room each day. Pre-registered children will receive an email the night before VBS with their classroom assignments. Room rosters & campus maps will be posted throughout the building.
- Check children in as they arrive; all needed items will be in your light blue tub. NOTE: you will have 2 copies of your roll. The white copy will remain with you always. The second roll sheet is to turn in to the Hall Director that will record our attendance and collect offering. A runner will be sent to collect these two things. Please check-in all leaders and children.
- Verify that each child is checked in on your roll sheet by checking their name off; if they are not on the roll sheet, they **must go** register or give you a YELLOW card verifying they have been registered and are in the correct group.
- Give each child your designated wristband, as well as an allergy band if applicable.
- Remind parents that all children in our preschool halls **must be picked up by an adult or older sibling with a matching security code.** (K-4th graders also must be picked up by a parent or older sibling with matching code. Only 5th graders are dismissed on their own and should identify a meeting location or pick-up plan.)
- A photo of the security code is acceptable and even encouraged.
- Put pre-printed name tag sticker on child checking in.
- There are extra sticker labels for children with YELLOW registration cards.

New Student Process (Not already printed on rollsheets):

New students should check-in at the registration table. After they register, they will be given a YELLOW card to bring with them to class. This card will indicate that they should be added to your roll by handwriting their name on your roll sheet. The pickup code should be on it, so encourage the parent to take a picture of the card before leaving.

IMPORTANT: DO NOT RECEIVE A CHILD WHO IS NOT ON YOUR ROLLSHEET!

Birth-2 year olds

DIVING DEEPER WITH GOD






VBS NURSERY OVERVIEW


	Bible Story/ Point	Activities	Bible Verse	Snack	Craft
MONDAY	<p>God is a friend who's real.</p> <p>God shows himself to Elijah through ups and downs. (1 Kings 18-19)</p>	Curly Coral & Bubbles	John 6:69	Cheerios & Goldfish	Elijah's Altar Door Hanger + Tad Frogfish Coloring Sheet
TUESDAY	<p>God is a friend who loves.</p> <p>God shows compassion to the people of Nineveh. (Jonah 1-3)</p>	Pool Noodle Coral & God Loves Water Play	John 13:34	Bananas & Nutrigran Bars	Jonah & the Whale Puppet + Finny the Dolphin Do-A-Dot Sheet
WEDNESDAY	<p>God is a friend forever.</p> <p>Jesus is alive. (John 18-20)</p>	Shape Matching Puzzles	John 11:25	Applesauce & Goldfish	Friendship Bracelets + Waylon Whale Shark Craft Sheet
THURSDAY	<p>God is a friend we can trust.</p> <p>Jesus calms a storm. (Mark 4:35-41)</p>	Look at Those Waves & Storm in a Bottle (during lesson)	John 14:27	Nutrigran Bars & Applesauce	<p>Pool Noodle Boats + Fisher Seal Coloring Sheet</p> <p><u>Keepsake:</u> Ocean Snow Globes</p>

God is a friend forever.
 God is a friend for everyone.



NURSERY TODDLER SCHEDULE

Class	8:00-8:15	8:15-9:00	9:00-9:30	9:30-10:00	10:00-10:30	10:30-11:00	11:00-11:30	11:30-11:45	11:45-12:15
<u>Room 107</u>	Welcome Check In	Centers & Opening Activities	Play area (room 106)	Bible Story + Snack	Sensory Play (outside gated area)	Craft	Snack	Worship Time (room 106)	Parent Pick Up Centers, Take Home Sheets, Finish crafts, Bible review
<u>Room 109</u>	Welcome Check In	Centers & Opening Activities	Sensory Play (outside gated area)	Bible Story + Snack	Play area (room 106)	Craft	Snack	Worship Time (room 106)	Parent Pick Up Centers, Take Home Sheets, Finish crafts, Bible review
<u>Room 111</u>	Welcome Check In	Centers & Opening Activities	Bible Story + Snack	Play area (room 106)	Craft	Sensory Play (outside gated area)	Snack	Worship Time (room 106)	Parent Pick Up Centers, Take Home Sheets, Finish crafts, Bible review



Day 1

Bible Verse: "We believe, and we know you are the Holy One of God." (John 6:69)

Bible Point: God is a friend who's real.

Story: God shows himself to Elijah through ups and downs. (1 Kings 18-19)

Activity:

Ask the children to gather around the table or on the rug. "Hi, friends! Welcome to Scuba VBS. My name is [name]. We are going to have oceans of fun as we become better friends with God and each other. Let's begin by singing our Welcome Song."

To the tune of "If You're Happy and You Know It", repeat the welcome song a few times and with the motions. You'll sing this every day.

"I'm so happy to be friends (Link pointer fingers for "friend) with all of you!"

(clap, clap)

"I'm so happy to be friends (Link pointer fingers for "friend) with all of you!"

(clap, clap)

We will swim beneath the sea. (Pretend to swim)

God's a friend for you and me. (Point up)

"I'm so happy to be friends (Link pointer fingers for "friend) with all of you!"

(clap, clap)

(Take out bubbles and coral reef picture) God made the big, blue oceans and everything that lives in them. God made fish that swim! Let's all pretend to swim like fish! (Lead kids in fun swimming motions.) And God made pretty coral! (show coral reef picture) Look at how colorful it is! Oceans are full of fish and coral and...bubbles! (Blow a few bubbles toward the kids.) Oceans are amazing, all thanks to God. The same God who made the oceans and the whole wide world wants to be your friend too!

Let's now make our own pretend coral reefs. Let's make them colorful too just like the picture!
(See activity sheet for instructions)

Great job on your coral reefs, friends! Our coral is pretty, but it isn't real. But guess what is real? God is!!

Today, we'll hear a story from the Bible about how God helped a man named Elijah show that He is real in a HUGE, AMAZING way!!"

Bible Story:

Hold up the Bible, "Boys and girls, this is the Bible. We love our Bible. It is the Word of God. The Bible is truth." Hug the Bible to your chest. "Friends, let's pat our Bible." Have the children put their hand on the Bible and pat it. Please remember to read the Bible story with enthusiasm to capture their attention.

(Use classroom props to teach Bible story: teaching picture, blocks, and empty water pitcher.)
"There was no water in a place called Israel. There was a man that loved God named Elijah and a mean king named King Ahab that didn't like Elijah. Ahab worshipped a fake god named Baal (pronounced "BAY-el"). (Say "Boo, Baal!") But Elijah worshipped the one REAL God. (point up to God.) Elijah knew that God is a friend who's real. Elijah said it's time to see who the real god is. First, King Ahab built an alter for his god. (Have the children help build an alter with blocks) King Ahab and his people must have looked so silly jumping around and dancing to a fake god and shouting out to no one! (Jump around and shout to show how silly they looked!) After a whole day of dancing and shouting, they gave up. It was Elijah's turn! (Build another alter and pretend to pour water around it) didn't jump up and down. He didn't shout. He simply prayed. (Kneel down and pretend to pray) As soon as Elijah was done praying, God sent fire to burn up the wood, the water and stones! God showed up when the fake god Baal didn't. That's because God is a friend who's REAL! (shout "hooray!".")"

Pray:

It is so important that you pray with our babies. Thank the Lord for each child and their families. Pray for the child's salvation. Demonstrate how to pray, folding your hands, bowing your head. Teaching prayer begins during infancy. You may pray yourself or use the following prayer.

"Dear God, thank you for the Bible where we get to learn more about you. Thank you for being a friend who's real.. In Jesus name we pray, Amen."

Bible Verse:

You will notice today's verse posted, please say it to each child. Let us pray it over our babies that they may grow up strong in the Lord.

Time to Talk:

Encouraging a child to talk about what they just heard should be an interactive and special time. As you change diapers, wash hands, rock, play with and console the babies please take time to talk about the Bible story.

Craft:

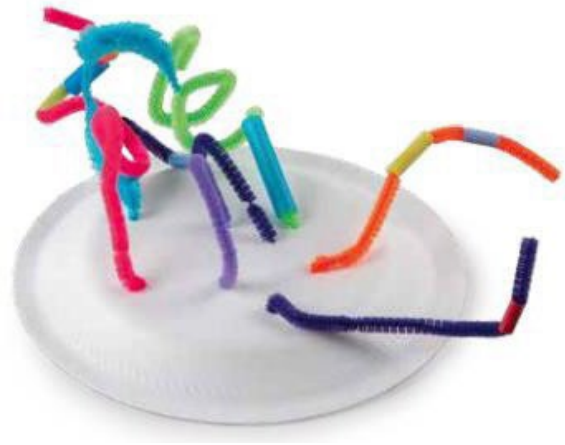
There are two crafts (Elijah and the Prophets of Baal door hanger & Tad the frogfish water coloring sheet.) Take out craft instruction sheet for details.



Day #1 Activity- Curly Coral

Supplies:

- Foam bowl (1 per child)
- Pipe cleaners
- Straws
- Cereal
- Scissors (leaders only)
- Markers (leaders only)



"We're exploring what it's like under the ocean. God made beautiful coral reefs! Coral reefs are full of amazing plants God made! (Show the Coral Reef picture.) Let's make pretend coral reefs so we can see some ocean color."

1. Give each child a foam bowl that has pre-punched holes. Write kids names on the top of the plate.
2. Have kids curl and bend pipe cleaners and stick them into the holes on the bottom of their plates.
3. Children can also add pieces of straws or cereal on the pipe cleaners.

Craft #1 - Elijah's Altar Door Hanger

Supplies:

- Glue
- Blue daubers or blue ink pads
- Precut orange & yellow tissue paper
- Precut brown construction paper




1. Help children glue pieces of brown construction paper to the bottom of the door hanger to create Elijah's altar.
2. Have the children scrunch the orange and yellow tissue paper pieces to create the fire then help them glue them on top of the altar.
3. Lastly, have children use blue daubers or blue ink pads (with their fingertips) to create rain on their door hanger.
4. Use the opportunity while children are making their crafts to talk about the Bible story and the key points.


Craft #2- Tad the Frogfish Water Coloring Sheet

Supplies:

- Coloring sheet
- Watercolors
- Q-tips
- Water



1. This is Tad (show picture of day #1 Bible Buddy). Tad is a frogfish! Frogfish change colors to help them hide in the things around them. Let's make frogfish that change colors! If you swam near a frogfish, you might not even know it! They blend in with the coral and rocks around them—like they're hiding! You may not see them, but they're really there! Frogfish remind us that even though we can't see God we know He's real and there too!
2. Take out supplies and place a small amount of water into each color on the watercolor tray.
3. Give each child a few Q-tips and help show them how to dip their Q-tip into the watercolors then onto their craft sheet to make a colorful and beautiful frogfish!



Day 2

Bible Verse: "Just as I have loved you, you should love each other." (John 13:34)

Bible Point: God is a friend who loves.

Story: God shows compassion to the people of Nineveh. (Jonah 1-3)

Activity:

Ask the children to gather around the table or on the rug. "Hi, welcome back friends! Today we'll find out that God is a friend who loves. Let's begin by singing our Welcome Song."

To the tune of "If You're Happy and You Know It", repeat the welcome song a few times and with the motions. You'll sing this every day.

"I'm so happy to be friends (Link pointer fingers for "friend) with all of you!"

(clap, clap)

"I'm so happy to be friends (Link pointer fingers for "friend) with all of you!"

(clap, clap)

We will swim beneath the sea. (Pretend to swim)

God's a friend for you and me. (Point up)

"I'm so happy to be friends (Link pointer fingers for "friend) with all of you!"

(clap, clap)

"Today, we'll hear a story about a town called Nineveh. God said that if the people of Nineveh didn't obey, their town would be knocked down! Oh dear! But God showed love to the people of Nineveh because God is a friend who loves. (see activity sheet for Pool Noodle Coral and God Loves Water Play instructions.)

Bible Story:

Hold up the Bible, "Boys and girls, this is the Bible. We love our Bible. It is the Word of God. The Bible is truth." Hug the Bible to your chest. "Friends, let's pat our Bible." Have the children put their hand on the Bible and pat it. Please remember to read the Bible story with enthusiasm to capture their attention.

(Use classroom props to teach lesson: puppet whale, Jonah, spray bottle, and teaching picture.) "One day, God wanted Jonah to give a message to people who lived in a town called Nineveh. God wanted Jonah to go to Nineveh to tell the people to stop doing all the bad things they were doing or He was going to knock down their city. Grumpy Jonah didn't want to go to Nineveh though! (make a grumpy face and cross arms) Jonah got on a boat going to a different town. Uh-oh! God loved grumpy Jonah, even when he didn't listen. God sees everything and while Jonah was on a boat a storm came. Jonah told the men on the boat to throw him into the water and the storm would stop. The men threw him over and immediately the storm stopped. We know that fish and coral and seahorses live in the ocean. But people don't! What would happen to Jonah? A fish swallowed Jonah! Let's imagine we're all swallowed by a BIG fish, too! Imagine you're in the tummy of a big fish. What would it be like in a fish's tummy? It's probably wet and damp in the fish's tummy! Use a spray bottle to gently mist kids with water. It's probably smelly in the fish's tummy too! (pinch nose and wave hand like something is smelly) There in the fish's tummy, grumpy Jonah prayed. Jonah knew that only God could save him. Jonah was in the fish's tummy for three days and three nights. (show 3 fingers) Then God told the fish to spit out Jonah. God saved Jonah from the whale and gave him another chance to go to Nineveh. This time Jonah listened to God. Jonah gave the people God's message. The people of Nineveh were sorry for what they were doing. Since they were sorry, God was no longer going to knock down their city. God is a friend who loves."

Pray:

It is so important that you pray with our babies. Thank the Lord for each child and their families. Pray for the child's salvation. Demonstrate how to pray, folding your hands, bowing your head. Teaching prayer begins during infancy. You may pray yourself or use the following prayer.

"Dear God, thank you for the Bible where we get to learn more about you. Help us to love each other as you love us. Thank you for being a friend who loves no matter what even when we are grumpy and tired. In Jesus name we pray, Amen."

Bible Verse:

You will notice today's verse posted, please say it to each child. Let us pray it over our babies that they may grow up strong in the Lord.

Time to Talk:

Encouraging a child to talk about what they just heard should be an interactive and special time. As you change diapers, wash hands, rock, play with and console the babies please take time to talk about the Bible story.

Craft:

There are two crafts, Jonah and the Whale Puppet and Finny the Dolphin Do-A-Dot sheet. Take out craft instruction sheet for details.

Activities- Pool Noodle Coral & God Loves Water Play

Activity #1- Pool Noodle Coral

Supplies:

- Pool noodle pieces

Stack pool noodle pieces to make a beautiful underwater coral reef tower. Challenge the children to see how many pieces they can stack without it falling over. Then, together, knock down the coral reef towers and build them again.



Activity #2- God Loves Water Play

Supplies:

- Plastic bin with water
- Foam hearts
- Permanent markers (leaders only)
- Cups and/or large spoons



Write kids' names on foam hearts, then add them to the water! Use cups or large spoons to collect and count the hearts, then put them all back into the water again. "God is friend who loves. (read names as you pull the hearts out of the water) God is a friend who loves."

Craft #1 - Jonah and the Whale Puppet

Supplies:

- Whale paper bag puppet
- Glue
- Eye stickers
- Jonah cut out




5. Help the children add eyes and Jonah cut out to the whale puppet.
6. Use the opportunity while children are making their craft to talk about the Bible story and the key points.


Craft #2 - Finny the Dolphin Do-A-Dot Sheet

Supplies:

- Do-A-Dot sheet
- Daubers

1. Have children use daubers to fill the spots on Finny the Dolphin.





Day 3

Bible Verse: "Jesus said to her, '...Anyone who believes in me will live.'" (John 11:25)

Bible Point: God is a friend forever.

Story: Jesus Is Alive

Activity:

Ask the children to gather around the table or on the rug. "Hi, welcome back friends! Today we'll find out that God is a friend forever. Let's begin by singing our Welcome Song."

To the tune of "If You're Happy and You Know It", repeat the welcome song a few times and with the motions. You'll sing this every day.

"I'm so happy to be friends (Link pointer fingers for "friend) with all of you!"

(clap, clap)

"I'm so happy to be friends (Link pointer fingers for "friend) with all of you!"

(clap, clap)

We will swim beneath the sea. (Pretend to swim)

God's a friend for you and me. (Point up)

"I'm so happy to be friends (Link pointer fingers for "friend) with all of you!"

(clap, clap)

"Good friends work together. Let's work to put the pieces of each puzzle together. Can you find the heart shape? A heart is a shape used to show love. Do you know God loves each one of you very much? Once children pick up a circle shape explain that shape. "Circles are special shapes too because circles go around and around forever! You know what is also forever? God's love! Today, we learn that God wants to be our friend forever!" (see activity sheet for Shape Matching instructions.)

Bible Story:

Hold up the Bible, "Boys and girls, this is the Bible. We love our Bible. It is the Word of God. The Bible is truth." Hug the Bible to your chest. "Friends, let's pat our Bible." Have the children put their hand on the Bible and pat it. Please remember to read the Bible story with enthusiasm to capture their attention.

(Use teaching pictures to teach Bible story.) "Our Bible story today is about Jesus! Our Bible story tells how Jesus made a way for people to be God's friends forever! God sent Jesus, His Son, to live on earth for a very important reason. This important job wasn't easy for Jesus. People were mean to him. They didn't understand that Jesus had come to help them. Jesus showed God's love when He went to the cross for us. After the cross, Jesus' friends placed Him in a tomb. A tomb is like a cave. Three days passed. Let's count to three together: 1, 2, 3. The tomb was empty. God's love was stronger than the hurt on the cross! Jesus came alive again. Now we're God's forever friends. Hooray!

Pray:

It is so important that you pray with our babies. Thank the Lord for each child and their families. Pray for the child's salvation. Demonstrate how to pray, folding your hands, bowing your head. Teaching prayer begins during infancy. You may pray yourself or use the following prayer.

"Dear God, we want everyone to hear the good news that Jesus is alive and He wants to be their friend forever. Please help us tell others about Jesus. Thank You for giving us Jesus. We love You, God. In Jesus name we pray, Amen."

Bible Verse:


You will notice today's verse posted, please say it to each child. Let us pray it over our babies that they may grow up strong in the Lord.

Time to Talk:

Encouraging a child to talk about what they just heard should be an interactive and special time. As you change diapers, wash hands, rock, play with and console the babies please take time to talk about the Bible story.

Craft:

There are two crafts, friendship bracelets and Waylon the whale shark craft sheet. Take out craft instruction sheets for details.




Activities- Shape Matching Puzzles

Shape Matching Puzzles

Supplies:

- Shape puzzle pieces

Mix and spread puzzle pieces on table. Encourage children to work together to find the match by the color and shape. Ask children what each shape and color is? Share if needed. Once children pick up the heart shape explain what a heart shape symbolizes. "A heart shape is a shape used to show love. Do you know God loves each one of you very much?" Once children pick up a circle shape explain that shape. "Circles are special shapes too because circles go around and around forever! You know what is also forever? God's love! Today, we learn that God wants to be our friend forever!"



Craft #1 - Friendship Bracelets

Supplies:

- Fruit Loops
- Yarn pieces
- Bowl
- Scissors (Teacher only)
- Tape (Teacher only)
- Foam heart



1. Place fruit loops out in bowl for the kids to pick from.
2. Take out yarn and place in front of each child.
3. Wrap some scotch tape around one end of each yarn piece.
4. Let the children string the fruit loops and hearts on the yarn.
5. When done, wrap the bracelet around their wrists and tie it off. (Make sure bracelets aren't too tight around each child's wrist.)
6. Use the opportunity while children are making their craft to talk about the Bible story and the key points.




Craft #2- Waylon the Whale Shark Craft

Supplies:

- Waylon the Whale Shark cutout
- Washable white paint
- Paper bowl
- Cotton swabs
- Sticker eyes
- Glue



2. Say, "This is Waylon, our whale shark buddy! Whale sharks live really long lives. Even though they don't live forever, they remind us that God is a friend forever."
3. Teachers write children's names on the back of the whale shark.
4. Have children add the sticker eyes to their whale sharks.
5. Let children dip cotton swabs in white paint and make white dots all over their whale sharks.
6. Set the sharks aside to dry.



Day 4

Bible Verse: "I am leaving you with a gift—peace of mind and heart." (John 14:27)

Bible Point: God is a friend we can trust.

Story: Jesus Calms a Storm (Mark 4:35-41)

Activity:

Ask the children to gather around the table or on the rug. "Hi, welcome back friends! Today we'll find out that God is a friend we can trust. Let's begin by singing our Welcome Song."

To the tune of "If You're Happy and You Know It", repeat the welcome song a few times and with the motions. You'll sing this every day.

"I'm so happy to be friends (Link pointer fingers for "friend) with all of you!"

(clap, clap)

"I'm so happy to be friends (Link pointer fingers for "friend) with all of you!"

(clap, clap)

We will swim beneath the sea. (Pretend to swim)

God's a friend for you and me. (Point up)

"I'm so happy to be friends (Link pointer fingers for "friend) with all of you!"

(clap, clap)

(See activity sheet for Look at Those Waves instructions.)

Bible Story:

Hold up the Bible, "Boys and girls, this is the Bible. We love our Bible. It is the Word of God. The Bible is truth." Hug the Bible to your chest. "Friends, let's pat our Bible." Have the children

put their hand on the Bible and pat it. Please remember to read the Bible story with enthusiasm to capture their attention.

(Use teaching pictures and sensory bottle to teach lesson.) "Today we'll hear a true story from the Bible about water—and Jesus! Jesus is God's special Son. Jesus is a friend we can trust, just like God is a friend we can trust. One day, Jesus was out with his friends teaching people about God. A lot of people came to listen to Jesus teach. Jesus sat in the boat to teach. When it began to get dark, it was time for Jesus and his friends to say goodbye to all the people. (Wave goodbye to friends then pretend to step into a boat) When they were in the middle of the sea, the wind began to blow. (take out sensory bottle, blow on it like "wind", then begin slowly swirling bottle to begin making waves.) Soon they were in the middle of a storm. There was thunder and lightning. The waves were high. (Shake and tilt bottle to create bigger waves.) Their boat began to fill with water. They were terrified. When the disciples looked for Jesus, He was sleeping in the boat. The disciples couldn't believe it. They woke Jesus and asked Him, "Don't you care?" Jesus stood up and told the storm to "be still." The wind stopped, and the storm went away. Everyone was okay! Jesus had calmed the storm! Jesus' friends found out that Jesus is a friend they could trust. When we are scared, we can remember that God is always with us and that He is strong enough to take care of any storm."

Pray:

It is so important that you pray with our babies. Thank the Lord for each child and their families. Pray for the child's salvation. Demonstrate how to pray, folding your hands, bowing your head. Teaching prayer begins during infancy. You may pray yourself or use the following prayer.

"Dear God, help us to trust in you with big things and little things. Help us to remember when we are scared, we can pray and ask for your help and that you will never leave us. Thank you for being a friend we can trust. We love You, God. In Jesus name we pray, Amen."

Bible Verse:

You will notice today's verse posted, please say it to each child. Let us pray it over our babies that they may grow up strong in the Lord.

Time to Talk:

Encouraging a child to talk about what they just heard should be an interactive and special time. As you change diapers, wash hands, rock, play with and console the babies please take time to talk about the Bible story.

Craft:

There are two crafts, Pool Noodle Boats and Fisher the Seal coloring sheet. Take out craft instruction sheet for details.



Activities- Look at Those Waves

Supplies:

- Blue towel
- Paper boat

Sit on the floor with children. Have the children help hold the towel with you. Place the paper boat on top of the towel and begin to slowly move towel up and down to create waves then faster movements to create a big storm. Say, "Today friends we are going to hear about a big storm in our Bible story! We are going to learn that God is a friend we can trust."

Craft #1 - Pool Noodle Boats

Supplies:

- Pool noodle cutout
- Drinking straw
- Foam stickers
- Foam shape sail
- Permanent marker (teacher only)




7. Help the children add straw through the punched holes of their foam shape sail and then onto the pool noodle to create a boat.
8. Have children decorate their sails with stickers.
9. Write children's names on the back of their sails.
10. Use the opportunity while children are making their craft to talk about the Bible story and the key points.
11. Allow time for children to free-play with their boats and act out the Bible story.

Craft #2- Fisher the Seal coloring sheet

Supplies:


- Crayons
- Fisher the Seal coloring sheet

7. Say, "This our Fisher, our seal buddy! Seals are so cuddly, and the babies trust their moms to care for them. Seals remind us that God is a friend we can trust."
8. Have children use crayons to color their Fisher the Seal.



3-5 year olds

DIVING DEEPER WITH GOD



God is a friend who's real.

Bible Story: God shows himself to Elijah through ups and downs. (1 Kings 18-19)

Bible Verse: "We believe, and we know you are the Holy One of God." (John 6:69)

Diving Into the Bible

A harsh drought plagued Israel for years due to the wicked deeds of idol-worshipping King Ahab. Finally, to show God's existence, God's prophet Elijah summoned 450 prophets of Baal and 400 prophets of Asherah to Mount Carmel. The prophets built an altar, then prayed to their false god, Baal, for fire. For hours the hundreds of prophets prayed, shouted, and even cut themselves. But no one answered. Then Elijah built a simple stone altar and dug a trench around it. Servants poured water on his altar again and again. Elijah prayed, "O Lord, answer me...so these people will know that you, O Lord, are God." Instantly fire came from heaven and burned up Elijah's sacrifice, the wood, the stones, and the soil! God—the only true God—answered.

Yet Elijah's triumph soon turned to terror as Queen Jezebel swore she'd have Elijah killed. The prophet fled into the wilderness, where hunger and depression wore him down. God appeared, not in a flash of fire but in a gentle whisper. The one true God answered again.

Connecting With Kids

Like Elijah, kids swim in a culture increasingly resistant to any one source of truth. Today's kids doubt the integrity of the Bible. They're dubious about the church. And many view the idea of one *true* God as judgmental and exclusive. The kids at your VBS really *can* understand what Elijah faced—living in a world that embraced countless false gods and warred against God's truth! Fundamentally, when we believe God is *real*, the existence of God gives us hope. Belief in one *true* God grounds us, providing stability and firm footing through life's ups and downs. Today, root kids in the truth that the one amazing, powerful God really and truly desires a friendship with them!



Why It Matters

Elijah experienced the reality of God through fire, and later in a whisper. This passage can help kids who are questioning the truth of a God they can't see or hear.

Day 1 Centers

Allow children to choose which activities they participate in, as well as to be able to move to different centers. These should all be set up before the kids arrive.

Free play in room

Table 1– Coloring and Worksheet Activities

Table 2– Craft option: Fish

Materials: Paper plate with tail piece, tissue paper squares, 1 googly eye, glue stick



Bible Story- DAY 1

Dive In!

Have children come sit on the floor.

SAY Hello, friends! Welcome to Scuba VBS. My name is [name]. And this is [names of other leaders]. We are excited to go on a super-cool undersea Bible adventure this week!

ASK Hey- does anyone know what a group of fish is called? Allow for responses.

SAY A group of fish are called a school. Our Vacation Bible School class has a special wristband, to show which *school* we are in. Everyone hold up your wristbands. Look around. We are in the [group name]. If you ever need to find your school, look for the [group name] wristband or signs with his wristband on it. (Show a sign)

We are going to have a great time at VBS! We'll have oceans of fun as we become better friends with God and each other. Did you know that God made the big, blue oceans and everything that lives in them? God made flashy fish that swim! Let's all pretend to swim like fish! Lead kids in fun swimming motions.

And God made pretty coral! Coral lives on the ocean floor. Coral comes in different shapes and colors.

ASK What colors do you like? Invite responses from the whole group.

SAY Oceans are full of fish and coral and other creatures too. Yes, underwater life is amazing, all thanks to God. The same God who made the oceans and the whole wide world wants to be *your* friend. Yes, it's true! Our great and big God is a good friend to you!

Learn "Friend" in Sign Language

SAY Good friends stay connected no matter what. Let's do something with our hands to show the word *friend*. When you connect your pointer fingers together like this, you're saying "friend" in sign language! Try it!

Hold out your index fingers.

Show kids how to make your index fingers give each other a "hug."

Then reverse the position and do it again.

Repeat several times slowly, inviting kids to try.

★ SCUBA CLUE ★

When you need to get kids' attention, clap a rhythm. Tell kids that when they hear this fun sound, it's time to stop talking and pay attention. Exciting things are ahead, and they don't want to miss out!



Sing the Welcome Song

FIELD TEST FINDING

We've discovered over the years that an easy welcome song is a great routine to establish for little ones. Simple routines like this make children more comfortable and help them know what to expect each day.

FIELD TEST FINDING

At our field test, we experimented with singing the welcome song three times, getting faster and faster each time. Kids got *really* excited—and also needed a little extra guidance to calm back down. Give it a try if you'd like, or simply sing the song slowly and happily a few times so kids can catch on. Just remember that what you do on Day 1 will set kids' expectations for the rest of the week.

SAY Good job, friends! Now let's sing our welcome song! It's the perfect way to say hello to our friends here at VBS. We'll need to use our sign for "friend" again. Have everyone stand as they're able and sing the following song to the tune of "If You're Happy and You Know It."

Repeat a few times so kids can catch on. You'll sing this each day at Bible Adventures & Missions.

I'm so happy to be friends (*Link pointer fingers for "friend"*)
with all of you! (*Clap, clap*)

I'm so happy to be friends (*Link pointer fingers for "friend"*)
with all of you! (*Clap, clap*)

We will swim beneath the sea. (*Pretend to swim*)

God's a friend for you and me. (*Point up*)

I'm so happy to be friends (*Link pointer fingers for "friend"*)
with all of you! (*Clap, clap*)

Hear the Bible Point

SAY

Here at Scuba VBS, we're diving into friendship with God. Today we'll find out that God is a friend who's real.

That's today's Bible Point! Each time someone says, "God is a friend who's real," you'll put your hands together like this and shout, "Thanks, God!" Let's practice! Put your hands together with delight. Practice saying the Point and response with kids a few times.



"Thanks, God!"

Meet Tad

SAY

Each day at Scuba VBS, we'll also meet a new Bible Memory Buddy who'll help us find out more about friendship with God. Let's meet today's Buddy now!

Show the Day 1 Bible Point Poster.

Tad is a frogfish! And Tad helps us remember that God is a friend who's real. (Thanks, God!)

You know, it's fun to pretend sometimes. You may even pretend to have an imaginary friend. Well, God is a *real* friend. Even though we can't see God, we know that God is always with us. We can say hello to God anytime because God is everywhere! Let's look all around as we wave and say, "Hi, God!" Have everyone look up or around, wave, and say, "Hi, God!"

God hears us because God is a friend who's real. (Thanks, God!)

Begin the Bible Adventure

SAY

Hold up a Bible. We read all about God in the Bible. The Bible tells the true story of God's love for us!

Our Bible story today is about Elijah. Elijah was a prophet. That means he told people messages from God. Prophets must have liked to talk about God *a lot!*

I wonder...what do you like to talk about? Maybe you like to talk about puppies, trucks, or flowers!

FIELD TEST FINDING

At our field test, we discovered that our youngest preschool friends had a hard time claspng their little hands together quickly. So we simply had them put their palms together instead.

Bible Story- DAY 1

ASK What's something you like to talk about? Invite Leaders to share first. Allow kids to share their ideas too.

SAY We like to talk about all sorts of things! And Elijah liked to talk about God.

Meet Elijah, Ahab, and Jezebel

SAY Some people didn't like what Elijah had to say, though. Two of those people were the king and the queen in charge! Let's use blocks to help us tell the story. Have Helpers get a container of blocks for the group.

Hold up your block with the blue sticky-note face. **This block will be God's friend Elijah.. Wave "hello" to Elijah!**

Allow time.

Hold up two blocks with green and yellow sticky-note faces. **And here are the king and queen. Ahab was king and Jezebel was queen in a place called Israel. People often bow when they are with a king and queen. Can anyone show us what a bow looks like?**

Jezebel didn't like to hear Elijah talk about God. She liked fake gods—especially one named Baal (pronounced "BAY-el"). Baal wasn't real! Only God is real!

Ahab and Jezebel thought Elijah was a troublemaker. Listen to this!

Read aloud I Kings 18:17-18. **When he saw Elijah, he said to him, "Is that you, you troubler of Israel?" 18 "I have not made trouble for Israel," Elijah replied. "But you and your father's family have. You have abandoned the Lord's commands and have followed the Baals."**

Hold up the Elijah block. **Elijah knew that God is a friend who is real. (Thanks, God!) Elijah wanted to show that God is real and Baal was not. So Elijah had a contest!**



Bible Story- DAY 1

Have a Contest

SAY A contest is a challenge to see who will win. You might have a contest to see which toy car goes the fastest or which person can run the speediest.

ASK What kind of contests do you like to have with your friends or family members? Invite a few responses from the whole group.

SAY Sounds fun! Well, Elijah had a contest with Baal's prophets to see whose god was real. First, Elijah prepared an altar. And so did the prophets of Baal. An altar was kind of like a special pile of stones. Usually, people would make a fire on top of the altar. But instead, Elijah and the prophets of Baal would each ask their *gods* to put fire on top. The altar with fire on it would win!

Once the altars were ready, Elijah let Baal's prophets go first. They ask Baal to make a fire on their altar. All day they shouted, "Baal, please answer us!" But Baal didn't answer. Have kids sigh dejectedly. The prophets didn't give up, though. They danced and moved around the altar, asking Baal to send fire.

Have everyone stand and follow a Leader's directions: such as hopping, dancing, jumping, walking backwards, and galloping.

Have everyone freeze and sit back down.

But still nothing happened. Baal wasn't real, so Baal didn't hear them. And Baal didn't send fire. Tired, the prophets of Baal gave up.

Now it was Elijah's turn. He built up his altar, then had people pour water on it so the wood was wet. That seems silly. Water makes fire go away, not appear! But Elijah wasn't worried. He knew that God is a friend who's real. *(Thanks, God!)* Lots of water couldn't stop God from sending fire!

Then Elijah prayed to the Lord, which is another name for God. I'll read what he said. Let's all pray with Elijah.



Read aloud I Kings 18:37. "Answer me, Lord, answer me, so these people will know that you, Lord, are God, and that you are turning their hearts back again."


★ SCUBA CLUE ★

Welcome a few responses. Be sure to summarize what kids say so everyone can hear.



FIELD TEST FINDING

There's a lot happening in today's story! We found it was important to keep the action moving so kids were engaged with the excitement of the story.



★ SCUBA CLUE ★

Asking kids questions about their own lives helps them connect real life to the lives of people in the Bible, plus it gives kids a chance to share. But keep the answering time short—just a few seconds—so it doesn't derail your Bible story.

SAY

Right away, God's fire flashed down and burned up the top of the altar. God won! God showed everyone that God is a friend who's real. *(Thanks, God!)* Maybe it looked something like this. Show the Bible Story Poster and point out the fire on the altar.

God won the contest! Have everyone clap and cheer, knock down their block altars.

Help Elijah Run Away

Hold up the Elijah and Jezebel blocks.

SAY

Elijah was happy, but Jezebel was not. Let's give Jezebel a mad face. Replace the happy face with a mad one.

Jezebel was mad. She didn't like that God had won and Baal had lost. Jezebel wanted to hurt Elijah! So Elijah ran away. Let's make Elijah run around by passing him around really quickly! Go! Have kids quickly pass the Elijah block around as fast as they can until you call out "Stop, Elijah!"

Elijah stopped to rest under a tree. He had been so happy when God won the contest. But now he was tired and scared and unhappy. Sad Elijah sat under a tree, and he fell asleep.

Kids extend their arms like tree branches to shade sleeping Elijah.

God cared that Elijah was sad and wanted to help. So an angel from God visited Elijah while he was sleeping and gave him a snack. Elijah ate and felt a little better. A snack always makes me feel better!

Bible Story- DAY 1

Build a Mountain

SAY

Well, after he ate, Elijah got up and traveled to a mountain called Mount Sinai [SY-ny]. It took him a long time. Let's help Elijah travel again.

Pass Elijah around slowly time. When you say "Freeze" have the child holding Elijah raise the block up in the air above their head.

Elijah climbed the mountain to meet with God. But how would he know God was really there with him?

Suddenly there was a windstorm! Have kids all blow toward Elijah and make wind noises. **But Elijah didn't find God in the wind.**

Then there was an earthquake! Have kids stomp their feet while seated. **But Elijah didn't find God in the earthquake.**

After the earthquake, there was fire! Have kids wave their hands like flames. **This time, Elijah didn't find God in the fire.**

Speak in a whisper voice. **Then Elijah heard a gentle whisper. It was God!** Have kids wave and whisper, "Hello, God!"

Elijah talked with God about how he felt. And God listened and told Elijah what to do. Their special talk helped Elijah know that God is a friend who's real. (Thanks, God!)



Bible Story- DAY 1

SAY Like Elijah, we have happy and sad times, too. When we're happy because we've won, God is our friend. And when we're sad because we've lost, God is our friend then, too. God is a friend who's real. *(Thanks, God!)*

Talk With Our Friend God

SAY Let's talk with God now. As we pray, we'll connect pointer fingers again, like we're saying "friend." Allow time for kids to link pointer fingers together. Then pray this prayer.

PRAY Dear God, you know when we are happy and when we are sad, and you love us all the time. Thank you. You are a real friend. In Jesus' name, amen.

Wrap Up the Adventure

SAY We'll hear more about friendship with God throughout our time at Scuba VBS.



VBS SCUBA - DAY 1

God is a friend who's real.

Bible Story: God shows himself to Elijah through ups and downs. (1 Kings 18-19)

Bible Verse: "We believe, and we know you are the Holy One of God." (John 6:69)

Supplies Needed:

Blue construction paper

Brown crayon

2 Popsicle sticks

Glue dots

Glue sticks

Orange and red paper square

Bible Point sticker

LEADERS:
pencil, scissors

Instructions:

Use glue stick to glue two pieces of brown paper to make a cross

Leaders: paint 1 hand of each child white and print on cross

Use glue stick to glue one red heart in center of palm print

Put Bible Point sticker on the bottom of the page



Sticky Scripture and Bible Buddy- DAY 1

Welcome Kids

B-I-B-L-E (B-I-B-L-E) (Clap on each letter)

The Bible's special, yes indeed! (The Bible's special, yes indeed!) (Hold hands in front of you like a Bible and nod your head twice)

Yes, oh yes, it's true! (Yes, oh yes, it's true!) (Clap on each word)

The Bible shows God's love for you! (The Bible shows God's love for you!) (Cross hands over chest, then extend arms out)

Repeat the rhyme a few times until kids catch on.



Introduce Today's Bible Verse

SAY Today's Bible verse is John 6:69. Please use your listening ears and listen while I read!

Have kids show their "listening ears" by placing hands behind ears.

SAY John 6:69, "We believe, and know You are the Holy One of God."

Then show the Bible Verse Poster, explaining that the words—which come from the Bible—are written on the poster, too! Read the verse aloud from the poster.

SAY Hmm. Let's explore this verse more. We'll find out what it means to believe.



Explore the Bible Verse

SAY When you *believe*, it's like you're saying, "Yep! I know that's true!" For example, (point to yourself) I believe God loves me. Point toward all the kids. And I believe God loves you! It's true!

Let's say that together! Repeat after me. Point to yourself. I believe God loves me. Point toward all the kids. And I believe God loves you!

God shows us his love through Jesus! Jesus is God's special Son, and our Bible verse tells us more about Jesus. Please use your listening ears and listen while I read the verse again from the Bible now! Have kids show their "listening ears" by placing hands behind ears. Read John 6:69 aloud from your Bible.

Jesus' friend Peter said these words to Jesus. Peter knew that God is a friend who's real. (Thanks, God!) Peter and Jesus were friends. Let's think about our friends.

Sticky Scripture and Bible Buddy- DAY 1

ASK What makes someone a good friend? Invite responses from the whole group.

SAY Good friends comfort us when we're sad. Let's gently pat a nearby friend on the shoulder to show comfort. Allow time.

SAY And good friends jump and celebrate with us when we're happy! Let's all jump and clap together! Allow time.

Good friends love us and care for us. Let's give a nearby friend a hand hug like this! Show how to place your palm against a friend's like a high-five, then wrap your thumb around the other person's hand.

Friends are so special. Jesus wants to be our friend, too! When we believe Jesus is God's Son and that he loves and forgives us, we become friends with Jesus. Hooray! Have everyone clap and cheer.



Bible Memory Buddy Craft

SAY We did it! We've heard the Bible verse and explored what those Bible words mean. Now we get to take its truth along with us!

Show preschoolers the Tad Bible Memory Buddy.

This little toy looks like the Bible Buddy for today. His name is Tad. You'll each receive a Tad the frogfish Bible Memory Buddy. Show the printed Bible verse on the Buddy. Look! The Bible verse is printed right on the Buddy! Read the verse from the Buddy. A grown-up can read those Bible words to you anytime. You'll each get your own Tad Bible Memory Buddy to take home with you.



FIELD TEST FINDING

We're always amazed at the power of a name. Children absolutely love hearing their names spoken in these powerful, loving ways! Be sure Crew Leaders take the time to speak each child's name in love every day at VBS. (They're verbalizing God's love and friendship to each child!)

Sticky Scripture and Bible Buddy- DAY 1



SAY

Thanks for listening to the Sticky Scripture and exploring the Bible with me! Let's say our Bible rhyme one more time! Repeat after me!

B-I-B-L-E (B-I-B-L-E) (*Clap on each letter*)

The Bible's special, yes indeed! (The Bible's special, yes indeed!) (*Hold hands in front of you like a Bible and nod your head twice*)

Yes, oh yes, it's true! (Yes, oh yes, it's true!) (*Clap on each word*)

The Bible shows God's love for you! (The Bible shows God's love for you!) (*Cross hands over chest, then extend arms out*)

We will learn a new verse and meet a new Bible Buddy tomorrow.



Leader Bible Study - DAY 2

God is a friend who loves.

Bible Story: God shows compassion to the people of Nineveh. (Jonah 1–3)

Bible Verse: “Just as I have loved you, you should love each other.” (John 13:34)

Diving Into the Bible

When God told Jonah to go preach to the people of Nineveh, Jonah jumped on the first ship...headed in the *opposite* direction! He'd likely heard of the Ninevites' reputation for cruelty. In Jonah's estimation, these people didn't deserve to hear about—or experience—God's love. But God had other plans. He sent a big fish to swallow the reluctant prophet. Deep inside the fish's belly, Jonah finally submitted to God's will. God forgave Jonah, then used him to deliver a warning to the people of Nineveh. As soon as the people heard Jonah's message, they stopped their evil deeds and asked for God's forgiveness. God lovingly forgave an undeserving people, demonstrating his heart of mercy for *all*.

Connecting With Kids

Jonah seems to have viewed the Ninevites as unredeemable—so sinful that they were unworthy of God's salvation. When do *you* first remember a feeling of shame or unworthiness? For many of us, the sense of being unlovable came as a child when we'd disobeyed, been caught in a lie, or disappointed an adult. Perhaps caring friends or family members demonstrated Christ-like forgiveness, modeling unconditional love! Unfortunately, plenty of kids who come to your VBS *won't* have experienced genuine love and forgiveness. Today is a great day to immerse kids in God's overwhelming love for *all* people. Joyfully share the truth that a friendship with God means we are loved—and so are those *we* don't think are lovable.



Why It Matters

Jonah didn't think the people of Nineveh deserved God's mercy. Jonah's attitude can challenge kids to think about who *they* may doubt God could love.

Day 2 Centers

Allow children to choose which activities they participate in, as well as to be able to move to different centers. These should all be set up before the kids arrive.

Free play in room

Table 1– Coloring and Worksheet Activities

Table 2– Fishing Activity

Materials: dowl rod fishing poles and magnets, fish with paperclips



Bible Story- DAY 2



Dive In!

Gather children on the floor. Introduce yourself in case there are any children who are new to VBS today.

SAY Welcome, friends. I'm so glad you're here today! We're ready to dive into more super-cool undersea fun! Motion to your decorations.

ASK What do you like to see here in our underwater world? Invite responses from the whole group.

SAY Well, I love seeing all of you! I think you're super cool.

Have everyone wave to a friend and say, "You're super cool!"



Sing the Welcome Song

SAY Today we'll find out that God is a friend who loves.
(Thanks, God!)

It's so nice to have friends who love us. Let's sing our welcome song to friends here at VBS.

Remind kids how to sign the word *friend*. Link pointer fingers together with the right finger on top, then again with the left finger on top.

Have everyone stand as they're able and sing the following song to the tune of "If You're Happy and You Know It."

Repeat a few times so kids can catch on.

I'm so happy to be friends (Link pointer fingers for "friend")
with all of you! (Clap, clap)

I'm so happy to be friends (Link pointer fingers for "friend")
with all of you! (Clap, clap)

We will swim beneath the sea. (Pretend to swim)

God's a friend for you and me. (Point up)

I'm so happy to be friends (Link pointer fingers for "friend")
with all of you! (Clap, clap)

Bible Story- DAY 2

Begin the Bible Adventure

Hold up a Bible.


SAY Today we'll hear about a man named Jonah. Jonah told people messages from God. Here's Jonah now! Hold up a Paper Jonah.

ASK Just look at Jonah! How do you think he feels today? Invite responses from the whole group.

SAY Jonah looks a little grumpy. I wonder why.

ASK How do you look when you're grumpy? React to kids' facial expressions.

SAY Whew! I'm glad that even when we are grumpy, God is a friend who loves. (Thanks, God!) That makes us happy! Invite kids to show happy faces, and comment on their expressions.



Explain Consequences

SAY One day, God wanted Jonah to give a message to people who lived in a town called Nineveh. The people in Nineveh were not behaving well. They were being mean, and they didn't pay attention to God at all! God wanted Jonah to tell them that there were consequences for their behavior.

Have you ever had consequences? Maybe you couldn't eat a piece of cake because you didn't eat your supper. No cake was your consequence. Or perhaps you had to sit in your room to calm down when you were upset and mean to someone. Consequences can be lonely and not very fun.

God wanted Jonah to tell people in Nineveh that there were consequences for their actions, too. But grumpy Jonah didn't want to go to Nineveh! Maybe he didn't want to go be with people who were mean and unkind. That'd be scary!

Jonah on the Boat

SAY Whatever the reason, grumpy Jonah didn't go to Nineveh. Instead, he got on a ship going to a different town. Let's put Jonah on a ship! Hold up ship and put the stick through the slot to put Jonah on the ship.

Jonah thought the ship would take him away from God. But that's silly. God is everywhere, and God is a friend who loves. (Thanks, God!) God loved grumpy Jonah, even when he didn't listen and obey.

FIELD TEST FINDING

We wondered if little ones would understand the idea of such a big word, *consequences*. But kids nodded and followed along. Apparently many parents talk with their kids about consequences!

Bible Story- DAY 2

SAY

There were sailors on the ship, too. Listen while I read what happened next!



Read aloud Jonah 1:4. **“But the LORD threw a great wind onto the sea, and such a great storm arose on the sea that the ship threatened to break apart.”**

Oh no! A storm! Listen and watch closely. We are going to make the sounds of a rainstorm. Everyone copy me.

Rub your hands together. (This is the wind)
Tap one finger on the palm of your hand. (These are the first raindrops.)
Tap all 4 fingers. (Many more rain drops.)
Full out clapping. (It’s getting more intense!)
Pat your thighs. (Thunder enters!)
Stomp your feet.
Go back to patting your thighs. (Storm starts to die down)
Clap lighter.
Tap all 4 fingers.
Tap one finger.
Rub your hands together very quietly.
Stop

Lay Jonah and the boat down on the floor. **Look! Jonah’s just lying there. He’s asleep! So the sailors woke him up. The sailors asked Jonah, “Who are you? Who is your god?” Listen to what Jonah said.**



Read aloud Jonah 1:9. **He answered them, “I’m a Hebrew. I worship the LORD, the God of the heavens, who made the sea and the dry land.”**

The sailors were scared when they heard this. They asked Jonah what to do. Jonah told them to put him in the water so the storm would stop. So off Jonah went into the sea.

Remove Paper Jonah from the boat and give him to a child to hold.

Swim With Jonah

Point to the different creatures decorating your room.

SAY

We know that fish and coral and seahorses live in the ocean. But *people* don’t! What would happen to Jonah? Well, listen to this!



Read aloud Jonah 1:17. **“The LORD appointed a great fish to swallow Jonah, and Jonah was in the belly of the fish three days and three nights.”**

A fish swallowed Jonah!

Bible Story- DAY 2

ASK What do you think it was like in that fish's tummy? Invite responses from the whole group.

SAY Ew! Maybe there is seaweed hanging in the fish's tummy!
Ew! Maybe it was wet and damp in the fish's tummy!
Ew! Maybe it was smelly in the fish's tummy! I don't think I would like to be in a fish's belly!

SAY Jonah *really* has reason to be grumpy now. There in the fish's tummy, grumpy Jonah prayed. Jonah knew that only God could save him.
Jonah was in the fish's tummy for three days and three nights. Then God told the fish to spit out Jonah onto a beach. Yuck!



Take Jonah to Nineveh

Sigh happily. Have Jonah in your hand and “look around” the room.

SAY Well, here we are, safe and sound on the beach! God is a friend who loves. (*Thanks, God!*) So God rescued Jonah and gave him another chance.

Again, God told him to go to Nineveh and tell God's message. And this time Jonah obeyed.

Hold up a Jonah in front of all the kids. **Jonah stood in front of all the people of Nineveh and gave them God's message. The people didn't want God's consequences, so they said, “Pleeeeee, no!”** Have kids clasp their hands together and say, “Pleeeeee, no!”

Bible Story- DAY 2

SAY God decided to be merciful. That means he didn't give the consequences the people deserved. You see, God is a friend who loves. *(Thanks, God!)* Just like God gave Jonah another chance, God gave the people of Nineveh another chance, too.

Point to the happy people on the Bible Story Poster. **They were so happy!** Have everyone clap happily. Then point to the picture of Jonah on the poster. **But Jonah was still grumpy.** He said to God, "Ugh! I ran away because I didn't want you to show love and mercy to those meanies! I don't like that you did!"



Talk About People Who Need God's Love

SAY Maybe you know how Jonah feels. Maybe an older brother or sister was picking on you, and your parent only told them to play somewhere else. Or maybe kids on the playground were unkind, and your teacher didn't make them say sorry. It doesn't seem fair!

When people are mean to us, we want them to have consequences. But sometimes what they really need is God's love.

They need a hug! Have kids give a side hug to friends beside them.

They need kind words. Have kids tell a nearby friend, "You are special."

And they need to know that no matter what, God is a friend who loves. *(Thanks, God!)*



Pray and Ask God to Help

SAY Let's pray and thank God for his love. As we pray, make a hand heart with a friend nearby.

PRAY Dear God, as you love us, help us love each other. Thank you that you are a friend who loves no matter what. In Jesus' name, amen.

Wrap Up the Adventure

SAY God loves us when we're grumpy and tired. And God loves us when we're happy and hungry! Thanks, God!



VBS SCUBA - DAY 2

God is a friend who loves

Bible Story: God shows compassion to the people of Nineveh.
(Jonah 1-3)

Bible Verse: “Just as I have loved you, you should love each other” (John 13:34))

Supplies Needed:

Cut out Jonah

Crayons


1 Straw per child

Tape

Bible Point sticker

Instructions:

- Give each child a cut out of Jonah
- Let them color the picture
- Tape one straw on the back of Jonah
- Put Bible Point sticker on back



Sticky Scripture and Bible Buddy- DAY 2

SAY We want the words in the Bible to stick—to our hearts and minds and lives! The Bible helps us see that God is a friend who loves. (*Thanks, God!*)

The word *Bible* means “book.” The Bible is God’s special book. Let’s say the Bible rhyme we learned yesterday! Repeat after me:

B-I-B-L-E (B-I-B-L-E) (*Clap on each letter*)

The Bible’s special, yes indeed! (The Bible’s special, yes indeed!) (*Hold hands in front of you like a Bible and nod your head twice*)

Yes, oh yes, it’s true! (Yes, oh yes, it’s true!) (*Clap on each word*)

The Bible shows God’s love for you! (The Bible shows God’s love for you!) (*Cross hands over chest, then extend arms out*)



Introduce Today’s Bible Verse

SAY Today’s Bible verse is **John 13:34**. Please use your listening ears and listen while I read! Have kids show their “listening ears” by placing hands behind ears.

John 13:34, “Just as I have loved you, you should love each other.”

Then show the Bible Verse Poster, explaining that the Bible words are written there. Read the verse aloud again.

SAY Hmm. Let’s explore this verse more. We’ll dive deeper into what it means to follow Jesus’ example.



Explore the Bible Verse

SAY Our verse says we should love like Jesus loves. That means Jesus is our example. He's our leaders and shows us how to live.

ASK *Who are leaders you follow?* Invite responses from the whole group.

SAY We follow our parents, our grandparents, our teachers, and even our church teachers. Let's play a quick game of Follow the Leaders.

This is an EXCELLENT way to get youth leaders engaged. Let them each have a few turns before changing leaders. The last instructions to copy should be to sit back down.

Like you followed your VBS Leaders, Jesus' friends followed Jesus! Jesus wanted his friends to do what he did.

Listen to our verse again to find out what Jesus wanted them to do. Please use your listening ears and listen while I read the verse from the Bible now! Have kids show their "listening ears" by placing hands behind ears. Read John 13:34 aloud.

"Just as I have loved you, you should love each other."

Jesus wanted his friends to love like he did! As Jesus' friends, we get to show the people today that God is a friend who loves. (Thanks, God!)

You know, you all have shown me God's love at VBS this already this week!


You've smiled at me! Invite kids to smile.

You've listened when I talked. Have kids show their listening ears again.

And you've used kind words. You are so good at showing God's lively love!

Friends, when you love each other well, you show that God is a friend who loves. (Thanks, God!)





Bible Memory Buddy Craft

SAY

We did it! We've heard the Bible verse and explored what those Bible words mean. Now we get to take its truth along with us!

Show preschoolers the Finnley Bible Memory Buddy.

This little toy looks like our friend Finnley. You'll each receive a Finnley Bible Memory Buddy. Show the printed Bible verse on the Buddy. Look! The verse is printed right on the Buddy! Read the verse from the Buddy and lead children in the actions they learned from the video. Grown-ups can read those Bible words to you anytime.

Thanks for listening to Sticky Scripture! Let's say our Bible rhyme one more time! Repeat after me!

B-I-B-L-E (B-I-B-L-E) *(Clap on each letter)*

The Bible's special, yes indeed! (The Bible's special, yes indeed!) *(Hold hands in front of you like a Bible and nod your head twice)*

Yes, oh yes, it's true! (Yes, oh yes, it's true!) *(Clap on each word)*

The Bible shows God's love for you! (The Bible shows God's love for you!) *(Cross hands over chest, then extend arms out)*

God's love is always with you! It's stuck on you! See you tomorrow for another fun adventure.



★ SCUBA CLUE ★

If time allows, reinforce the idea of "following an example" by having one half of the room say the verse and do the actions. The other half of the room will repeat the verse and actions, following their example!

God is a friend forever.

Bible Story: Jesus dies and comes back to life. (John 18–20)

Bible Verse: “I am the resurrection and the life. Anyone who believes in me will live, even after dying.” (John 11:25)

Diving Into the Bible

Betrayed by a friend, accused by religious leaders, and arrested by the Temple guards, Jesus’ future seemed grim. The religious leaders saw Jesus as a threat, a liar, and a blasphemer...and apparently the crowds demanding his crucifixion agreed. His hurried trial ended in a death sentence—one usually reserved for criminals. Jesus died on a cross, under a sign mocking him as King of the Jews. His fearful friends scattered, leaving two men who’d followed Jesus from afar to prepare his body for burial. Jesus’ lifeless body lay in a borrowed tomb, sealed behind a heavy gravestone. It seemed like the end...but was it?

Three days later, Jesus’ friends discovered the stone had been moved and the tomb was empty! Jesus’ body hadn’t been stolen or moved—Jesus appeared repeatedly to his followers! They saw him, felt his breath, and touched the wounds on his hands! Jesus turned the *end* into *eternity*!

Connecting With Kids

Jesus’ followers felt they’d lost their closest friend forever. Kids have felt that, too. Friends come and go. They move away, discover new interests, make new friends, or sometimes just abandon us. The idea of “forever” seems impossible. Yet God had something surprising in store! Jesus’ death wasn’t the end—it was just the beginning of a friendship that will last into eternity! God always has been and always will be—he is forever! And even better, his love for us is forever, too! Things like sadness, loneliness, and worry won’t last forever. Today, share the exciting news that a friendship with God is one that will never ever end!



Why It Matters

Jesus died on a cross, paying the price for the sins of the world once and for all. Because of Jesus’ sacrifice, kids can have a forever friendship with God.

Day 3 Centers

Allow children to choose which activities they participate in, as well as to be able to move to different centers. These should all be set up before the kids arrive.


Free play in room

Table 1– Coloring and Worksheet Activities

Table 2– Craft option: Ocean Scene

Materials: Coffee filter, markers, dolphin cut out, glue stick, water bottle with water

1. Color with markers on coffee filter
2. Spray with water from water bottle, let colors spread
3. Use glue stick to glue ocean animal on



Bible Story- DAY 3

Dive In!

Gather children on the floor. Introduce yourself in case there are children who are new to VBS.

SAY

Welcome back to VBS! Let's go for a little swim! Watch and do what I do! Have kids stand.

First, we'll strap on our imaginary goggles so we can see! Make circles with your hands and place them around your eyes.

Then we'll zip up our wetsuits so we stay nice and warm under the cold ocean water. Brrr! Pretend to zip a zipper.

Okay, on the count of three, let's take one big jump, like we're leaping into the water! Bend your knees like you're ready to jump. **1, 2, 3! Whee!** Take a big jump forward.

Now let's swim! Pretend to do the breast stroke, like you're moving underwater.

As you swim, say: **We see colorful fish and coral under the sea. There are so many fish friends. But we can't stay underwater forever. We need some fresh air! Let's all swim back up to the top of the water!** Lead everyone in the breast stroke like you're swimming up to the surface of the water. **Ahh! We made it! Let's take a deep breath in and out.** Have everyone take a deep breath in and then exhale.

Now that was a fun swim. We humans can't stay underwater forever because we need to breathe. But today we'll talk about something that does last forever—friendship with God! God is a friend forever. *(Thanks, God!)*



Sing the Welcome Song

SAY

Speaking of friends, let's sing our welcome song and tell everyone here at Tide Pool Preschool that we're happy to be their friends.

Remind kids how to sign the word *friend*. Link pointer fingers together with the right finger on top, then again with the left finger on top.



Have everyone stand as they're able and sing this song to the tune of "If You're Happy and You Know It."

I'm so happy to be friends *(Link pointer fingers for "friend")*
with all of you! *(Clap, clap)*

I'm so happy to be friends *(Link pointer fingers for "friend")*
with all of you! *(Clap, clap)*

We will swim beneath the sea. *(pretend to swim)*

God's a friend for you and me. *(Point up)*

I'm so happy to be friends *(Link pointer fingers for "friend")*
with all of you! *(Clap, clap)*

Begin the Bible Adventure

Hold up a Bible.

SAY Our Bible story today is about Jesus! We often hear this special story at Easter time.

ASK What do you like about Easter? Invite responses from the whole group.

SAY Sometimes we look for eggs at Easter! Hold up a basket of plastic eggs. Like these!

I have an Easter egg for each of you. There's a surprise inside, but it's not quite time to see what it is. Allow time for Crew Leaders to give each child a plastic egg.

★ SCUBA CLUE ★

Welcome a few responses. Be sure to summarize what kids say so everyone can hear.

Spin Plastic Eggs

SAY It's fun to spin eggs around and around. Try this with me!

Place the egg on its side and spin it so it goes around in a circle. Invite kids to do the same and see how long the eggs spin.

It's fun to spin Easter eggs. But they don't spin forever. After a while, they stop. But friendship with God is different. God is a friend forever! (Thanks, God!) Friendship with God never stops. It'll keep going and going and going! Spin the Easter eggs again. Then have kids hold the eggs tightly again.

Shake Eggs and Hear About Jesus' Special Job

SAY Our Bible story tells how Jesus made a way for people to be God's friends forever. You see, God sent Jesus to live on earth for a very important reason. And I have a rhyme to tell us what it was! Have kids shake their eggs to the beat as you say this rhyme:

(Shake the egg with one hand.)

Jesus came to show it's true;

God loves me, and God loves you!

(Switch and shake the egg with the other hand.)

God's great love will never end.

We are God's forever friends.

Shake the egg near your ear. Hmm. I think I hear something inside the egg. Do you?



Bible Story- DAY 3

ASK What do you think it could be? Invite responses from the whole group.

SAY We'll have to wait to find out!

Jesus waited a little while to finish God's special job. But the time had finally come for Jesus to do it. Let's say Jesus' job and shake our eggs again.

(Shake the egg with one hand.)

Jesus came to show it's true;

God loves me, and God loves you!

(Switch and shake the egg with the other hand.)

God's great love will never end.

We are God's forever friends.

Break Plastic Eggs Apart

SAY This job wasn't easy for Jesus. People were mean to him. They didn't understand that Jesus had come to help them. Soldiers took Jesus away, and his body was broken and hurt. Let's break our eggs apart and remember Jesus' love for us. Have kids break their eggs and find the wooden hearts.

A heart! Jesus showed God's love when he died on a cross. Let's all lay the heart from our eggs on this cross. That will help us remember that Jesus loves us. Unroll brown butcher paper cross on the floor. Let kids put their hearts wherever they like on the cross.

Say this rhyme again:

Jesus came to show it's true;

God loves me, and God loves you.

God's great love will never end.

We are God's forever friends.

Jesus died on the cross. But Jesus wasn't all by himself. Some of his faithful friends were there, too. Listen while I read who was there with Jesus.



Read aloud John 19:25-27.

“Standing by the cross of Jesus were his mother, his mother's sister, Mary the wife of Clopas, and Mary Magdalene. When Jesus saw his mother and the disciple he loved standing there, he said to his mother, ‘Woman, here is your son.’ Then he said to the disciple, ‘Here is your mother.’ And from that hour the disciple took her into his home.”



Bible Story- DAY 3

SAY Jesus' friend John, his mom, and some others were there.

Lean On a Friend

SAY It must have been so hard for Jesus' friends to see Jesus suffer. When people suffer, they go through a very hard and hurtful time. They need someone or something to lean on when they're so, so sad.

God's friendship won't stop when we go through hard times. We can always lean on God. Leaning makes us a little comfier and gives us a little more rest. I'll show you what I mean. Let's all lean on a friend now. Have kids turn and sit back-to-back with a friend. Then have them lean back on each other.

Like it's nice to lean on a friend, it's nice to lean on God and remember that God is a friend forever. *(Thanks, God!)* While you lean, let's close our eyes, keep our hands clasped together, and thank God.

PRAY God, you've shown us that it's true;
we can always lean on you.

Thanks for love that never ends.

We are your forever friends.

Amen.

Close Eggs Like a Tomb

SAY After Jesus died, his friends took care of his body and put it in a special place—a tomb! A tomb is like a cave. Two of Jesus' friends put his body in the tomb, then closed it up tight. Let's imagine our Easter eggs are tombs and close them up tight again. Allow time for kids to close their eggs and then hold them tightly in their hands.

Three days passed. Let's count to three together: 1, 2, 3.



Open Empty Eggs

SAY

Let's read what happened next.



Read aloud John 20:1.

On the first day of the week Mary Magdalene came to the tomb early, while it was still dark. She saw that the stone had been removed from the tomb.

Quick! Open up your egg tombs! What's inside? Welcome reactions from the whole group as they open their empty plastic eggs.

Our Easter eggs are empty, and so was Jesus' tomb. Mary Magdalene ran to tell Jesus' friends Peter and John.

Then Peter and John ran with her back to the tomb.

When they got there, they looked inside. Nope! Jesus wasn't there. Jesus' friends realized what had happened. Jesus wasn't dead anymore! God's love was stronger than death.

Have kids hold up the hearts and place them back into the eggs. Together, shake the eggs in celebration and say this rhyme:

(Shake the egg with one hand.)

Jesus died to show it's true;

God loves me, and God loves you!

(Switch and shake the egg with the other hand.)

Jesus came alive again.

Now we're God's forever friends. Hooray!

Tell About God's Forever Friendship

SAY

Jesus' friends got to see Jesus again. Show kids the Bible Story Poster. **Look how surprised Mary is! It was wonderful! Then he went back to heaven.**

You know, there are people who have died, and we don't get to see them here on earth anymore. Death still makes our hearts feel sad. But when people who are friends with Jesus die, they get to go be with Jesus in heaven! They're with Jesus and *all* his other friends forever. It's wonderful!

We'll keep loving them, even though they aren't here with us anymore. And God keeps loving them, too! God is their friend forever, just like God is our friend forever. *(Thanks, God!)*



VBS SCUBA - DAY 3

God is a friend forever.

Bible Story: Jesus dies and comes back to life (John 18-20)

Bible Verse: "I am the resurrection and the life. Anyone who believes in Me will live, even after dying." (John 11:25)

Supplies Needed:

Black construction paper

2 strips of Brown construction paper

White paint


Paint brush

Red Hearts

Glue sticks

Instructions:

- Use glue stick to glue two pieces of brown paper to make a cross
- Leaders: paint 1 hand of each child white and print on cross
- Use glue stick to glue one red heart in center of palm print
- Put Bible Pint sticker on the bottom of the page



Sticky Scriptures and Bible Buddy- DAY 3

Welcome Kids

Have preschoolers sit on the floor.

SAY Hi, friends! It's time to learn another Sticky Scripture! I'm so excited to hear another verse from the Bible!

Hold up a Bible. Let's say our special rhyme about this special book. Repeat after me!

B-I-B-L-E (B-I-B-L-E) (Clap on each letter)

The Bible's special, yes indeed! (The Bible's special, yes indeed!) (Hold hands in front of you like a Bible and nod your head twice)

Yes, oh yes, it's true! (Yes, oh yes, it's true!) (Clap on each word)

The Bible shows God's love for you! (The Bible shows God's love for you!) (Cross hands over chest, then extend arms out)

SAY The Bible is a special book. There are so many interesting things in the Bible! Like stories! There are true stories in the Bible!

ASK What Bible stories have you heard about? Invite responses from the whole group.

SAY These stories are different from fairy tales or made-up stories. These special, true stories help us understand who God is and how much God loves us.

Introduce Today's Bible Verse

SAY There are verses in the Bible, too. Let's listen to hear the words in a Bible verse. Have kids show their "listening ears" by placing hands behind ears. Read the verse aloud from your Bible.

John 11:25, "I am the resurrection and the life. Anyone who believes in Me will live, even after dying."

Show the Bible Verse Poster and read the verse aloud again.




Explore the Bible Verse

SAY The word *resurrection* means “to rise up.” When I think of rising up, I think of hopping up and down! Please hop with me when you hear me say the word “resurrection.” Ready?

Jesus said, “I am the resurrection (pause for hopping) and the life.” Repeat this sentence several times, having kids make little, big, forward, and backward hops.

But *resurrection* doesn’t just mean “to rise up.” It means “to rise up or come alive again after someone dies.” Jesus did that! Jesus is the resurrection! Jesus died, but he rose up and came back to life again! Thanks to Jesus, God is a friend forever! (Thanks, God!) Let’s hop and cheer for Jesus! Lead everyone in cheering for Jesus.



Bible Memory Buddy Craft

SAY Jesus is the resurrection and the life! That means there are no endings with Jesus. His friendship keeps going and going and going...forever! Someday all of Jesus’ friends will be together in heaven—like one big family! Now *that’s* something to look forward to!

Today’s Bible Memory Buddy is **Waylon the Whaleshark**. Show preschoolers the Waylon Bible Memory Buddy. You’ll see today’s **Sticky Scripture** verse printed on Waylon! Read the Bible verse aloud

Our time at Sticky Scripture doesn’t last forever. But friendship with God does! Let’s say our Bible rhyme one more time! Repeat after me!

B-I-B-L-E (B-I-B-L-E) (Clap on each letter)

The Bible’s special, yes indeed! (The Bible’s special, yes indeed!) (Hold hands in front of you like a Bible and nod your head twice)

Yes, oh yes, it’s true! (Yes, oh yes, it’s true!) (Clap on each word)

The Bible shows God’s love for you! (The Bible shows God’s love for you!) (Cross hands over chest, then extend arms out)



God is a friend we can trust.

Bible Story: Jesus calms a storm. (Mark 4:35-41)

Bible Verse: “I am leaving you with a gift—peace of mind and heart.” (John 14:27)

Diving Into the Bible

After a long day of teaching along the Sea of Galilee, Jesus gave his followers instructions to cross to the other side of the water. The disciples put their backs into rowing, while Jesus, weary from the long day, quickly fell asleep. Before long, a sudden storm blew in. Gale-force winds stirred up powerful waves that broke over the side of the boat. Jesus’ friends panicked! What if the wind tipped the boat over? What if the boat filled up with water and sank? How could Jesus sleep through all this? In terror, the disciples woke Jesus up. Jesus commanded the wind and waves to be silent and still...and they obeyed! An immediate calm settled over the waters.

Connecting With Kids

What storms are kids at your VBS facing? Divorcing parents? Loneliness? Bullying? Food insecurity? A child may even be trying to navigate relationships with *others* who are facing challenges. At times, kids may feel like Jesus’ disciples, asking where Jesus is when hardships swell into a tidal wave of fear, uncertainty, and doubt. What a comfort to know we have a trustworthy friend nearby! God is a friend we can trust to comfort, guide, listen, and love us. Today, bring peace (just like Jesus did!) as you explore with kids what it means to have a trustworthy friend in God.



Why It Matters

Jesus commanded wild wind *and* waves to be still, showing his power and his ability to bring peace. This passage shows kids they can trust God when life’s troubles crash around them.

Day 4 Centers

Allow children to choose which activities they participate in, as well as to be able to move to different centers. These should all be set up before the kids arrive.

Free play in room

Table 1– Coloring and Worksheet Activities

Table 2– Seek and Find

Materials: Tablecloth with ocean animal stickers, shaving cream, baby wipes

1. Have tablecloth over one table or on tile on floor
2. Spray some shaving cream on the tablecloth
3. Let kids play in the shaving cream



Dive In!

Gather children with their Crews. Introduce yourself in case there are children who are new to VBS.

SAY

Welcome to our last day at Scuba VBS! It's fun to pretend we're under the sea! Have everyone move their arms like they're fish swimming underwater. **But the best part of Scuba VBS is spending time with our friends.** Have kids wiggle fingers and "swim" a hand toward a friend, wiggle fingers together, and say "Hi, friend!"

Point to the Winnie the Seahorse poster. **Winnie is our special Buddy here at Tide Pool Preschool. God made seahorses in a super-cool way! Winnie likes to wrap her tail around things to help her stay put. Sometimes she'll even wrap her tail around a friend's tail!**

Let's imagine that our two index fingers are seahorse tails and wrap them around each other! Show kids how to make your index fingers give each other a "hug."

Then reverse the position and do it again.

Wow! That's how we say the word *friend* in sign language, too! When you connect your pointer fingers together like this, you're saying "friend."

Hold out your index fingers.

Show kids how to make your index fingers give each other a "hug."

Then reverse the position and do it again.

Repeat several times slowly, inviting kids to try.

Sing the Welcome Song

SAY

Nice job, friends! Let's sign "friend" as we sing our welcome song!

Have everyone stand as they're able and sing this song to the tune of "If You're Happy and You Know It."

I'm so happy to be friends (*Link pointer fingers for "friend"*)
with all of you! (*Clap, clap*)

I'm so happy to be friends (*Link pointer fingers for "friend"*)
with all of you! (*Clap, clap*)

We will swim beneath the sea. (*Pretend to swim*)

God's a friend for you and me. (*Point up*)

I'm so happy to be friends (*Link pointer fingers for "friend"*)
with all of you! (*Clap, clap*)



Bible Story- DAY 4

Talk About Trust

SAY Friends, today we'll find out that God is a friend we can trust. *(Thanks, God!)*

When we trust someone, we know that person is able to take care of us. When we trust, we feel safe and sound.

ASK Who is someone you trust? And why do you trust that person? Answer the question personally first. You might mention a parent, a spouse, or a friend.

SAY I'm glad we have people we can trust. God is a friend we can trust, too. *(Thanks, God!)* God works through people to love and care for others.

Begin the Bible Adventure

Hold up a Bible.

SAY Today we'll hear a true story from the Bible about water—and Jesus! Jesus is God's special Son. Jesus is a friend we can trust, just like God is a friend we can trust. *(Thanks, God!)*

One day, Jesus was out with his friends teaching people about God. A lot of people gathered by a lake to listen to Jesus teach. Jesus sat in a boat to teach!

ASK When have you seen a boat? Invite a few responses from the large group.

Board a Boat

SAY Jesus taught in a boat. Then, when evening came, it was time for Jesus and his friends to say goodbye to all the people. So they *all* got in the boat and started to row across a lake.

Let's get on some boats, too!

Invite kids to wave goodbye to the "crowd" of people.

All aboard! Imagine the floor is a lake filled with water! We'd better stay in our boats so we don't fall overboard! Let's get moving. Take your imaginary paddle and row, row, row your boat!

Have everyone pretend to use paddles to row their boats across the "lake."

Happily sing "Row, Row, Row Your Boat" together.

Life was dreamy as Jesus and his friends floated across the lake. Yawn. But Jesus was tired! He lay down in the back of the boat, rested his head on a cushion, and took a nap.

Have everyone curl up on their "boats" and put their hands under their heads as they pretend to sleep.

Make snoring noises, just for fun!



Bible Story- DAY 4

Make a Storm

SAY Okay, sleepyheads! Quiet down and listen to what happened next.



Read aloud Mark 4:37.

“A great windstorm arose, and the waves were breaking over the boat, so that the boat was already being swamped.”

Uh-oh! A big storm came over the lake. Quick! Everyone sit up tall and row the boat again! Have everyone row faster.

The mighty wind is blowing so hard! It’s rocking our boat! Have everyone sway back and forth, arms high, like the wind is blowing.

The waves are crashing all around! You’d better crouch down and hold on! Have everyone duck down and hold on tightly. If you’d like, walk around and mist everyone with the spray bottle filled with water.

Oh no! The boat is filling with water! Grab an imaginary bucket and scoop it out! Have everyone pretend to scoop out water. After a few seconds say: **Whew! Let’s take a break, friends.**



SAY Look at *Jesus’ friends!* Show the Bible Story Poster, pointing to the scared disciples.

ASK **How do you think Jesus’ friends feel?** Invite a few responses from the large group.

SAY **Jesus’ friends were worried. Would they trust Jesus to help them? Let’s read and find out!**



Read aloud Mark 4:38.

“He was in the stern, sleeping on the cushion. So they woke him up and said to him, “Teacher! Don’t you care that we’re going to die?”

Jesus’ friends thought the boat would sink. They wondered if Jesus cared about them. But Jesus is a friend they could trust, just like God is a friend we can trust. (Thanks, God!) Jesus is God’s Son. So Jesus was able to take care of his friends. They’d be safe and sound.

Jesus woke up. Have everyone pretend to yawn and stretch like they’re waking up. **Then he said, “Storm, be quiet! Be still!”** Lead kids in calmly putting their arms out in front of them and then lowering them.

Just like that, the wind stopped. Whisper: **Everything was calm. Let’s take a deep breath to help us calm down, too.** Have everyone take a deep breath and then calmly let it out.

Everyone was okay! Jesus had calmed the storm! Jesus’ friends found out that Jesus is a friend they could trust. And they wondered what else Jesus could do.



Talk About Worries

SAY You know, sometimes our lives feel stormy, and like Jesus' friends, we worry, worry, worry. Briefly tell kids something you worry about sometimes. Perhaps you worry about getting sick, making new friends, or talking in front of people.

When I worry, it helps to remember that I can trust my friend God. God is always with me. And God is strong enough to take care of me. God will take care of you, too.

ASK What do you worry about? Invite Crew Leaders to share first.

When we worry, let's try to remember that God is a friend we can trust. (Thanks, God!) God is strong and able to take care of us. We can trust God.

SAY

Pray an Action Prayer



Let's pray and talk with God, our friend. As we pray, cup your hands together like a boat. Then listen and do what I do! We'll weave our boats through water like this. Show kids how to swing cupped hands back and forth like a boat in a storm. Then we'll make them be calm and hold them in front of us like this! Show kids how to hold hands firmly in front of you.

Good! Let's pray. You can keep your eyes open for this special prayer.



FIELD TEST FINDING

As we listened in on Crews' conversations, some preschoolers said they didn't have worries—and that's okay! Good friends create a space to share but never force an answer.

PRAY Dear God,

When life is stormy and wild, (Swing cupped hands back and forth like in a storm)

we trust you. (Cup hands firmly in front of you)

When we worry, worry, worry, (Swing hands back and forth)

we trust you. (Cup hands firmly in front of you)

When we don't know what to do, (Swing hands back and forth)

we trust you. (Cup hands firmly in front of you)

You are a friend we can trust. Thanks, God! (Put palms together)

In Jesus' name, amen.

Wrap Up the Adventure

SAY

God is strong and able to take care of us! God is a friend we can trust. (Thanks, God!)

VBS SCUBA - DAY 4

God is a friend we can trust.

Bible Story: Jesus calms a storm (Mark 4:35-41)

Bible Verse: “I am leaving you with a gift– peace of mind and heart.” (John 14:27)

Supplies Needed:

Pool noodle
slices


Straw

Paper sail Glue
stick

Stickers

Bible Point
sticker

- Let each child pick pool noodle piece, straw and sail
- Push one end of straw into pool noodle piece that's lying flat
- Thread the paper sail on the straw
- Put Bible Point sticker on sail



Welcome Kids

Have preschoolers sit on the floor.

SAY It's time for Sticky Scripture! We call it Sticky Scripture because verses in the Bible are sometimes called "scripture." We want God's words in the Bible to stick—to our hearts and minds and lives!

Let's say our Bible rhyme together. Be ready to repeat after me!

B-I-B-L-E (B-I-B-L-E) (Clap on each letter)

The Bible's special, yes indeed! (The Bible's special, yes indeed!) (Hold hands in front of you like a Bible and nod your head twice)

Yes, oh yes, it's true! (Yes, oh yes, it's true!) (Clap on each word)

The Bible shows God's love for you! (The Bible shows God's love for you!) (Cross hands over chest, then extend arms out)

Introduce Today's Bible Verse

SAY Today's Bible verse is John 14:27. Please use your listening ears and listen while I read! Have kids show their "listening ears" by placing hands behind ears. Read the passage from the Bible.

SAY John 14:27, "I am leaving you with a gift- peace of mind and heart."
Point to the Bible Verse Poster. **Look at this picture!**

ASK **What do you see?** Invite kids to call out their answers.

SAY This person is swimming in the deep, dark, blue ocean.

ASK **How would you feel if you were swimming there?** Welcome responses from kids.

SAY You might feel nervous or scared or worried or even excited to be swimming there! When we feel scared, Jesus gives us peace to help our minds stay calm and our hearts feel his love for us.



FIELD TEST FINDING

We were surprised by how much the preschoolers looked forward to seeing the new Bible Verse Poster each day. After all, they can't read the words yet! But the vibrant and beautiful photos caught their attention and even helped make the words of the Bible verse extra sticky!

Explore the Bible Verse

SAY Sometimes we may feel upset and disappointed. We might cry or want to be left alone while we sort out our feelings. When things don't go our way, it's good to know that Jesus' peace can help our minds and hearts.

When we're upset, it helps to take a deep breath. Let's do that now! Lead everyone in taking a deep breath, then letting it out.

God made deep breaths to help us calm down and feel better! That's so nice of God! I'm glad that God is a friend we can trust. *(Thanks, God!)*

Let's take another deep breath. This time we'll breathe and pray! God knows our thoughts, too. So we'll pray a silent prayer and think a message for God.

As you breathe in, silently think, "Thank you, God," and as you breathe out, silently think, "For your peace."

Lead everyone in breathing in, then say: **Thank you, God...**

Lead everyone in breathing out, then say: **For your peace.**

Repeat a few times.

Amen.



Bible Memory Buddy Craft

Show preschoolers the Fisher Bible Memory Buddy.

SAY This little toy looks like our friend Fisher. You'll each receive a Fisher the seal Bible Memory Buddy. Show the printed Bible verse on the Buddy. **Look! The verse is printed right on the Buddy!** Read the Bible verse from the bottom of the Buddy.

Thanks for listening to Sticky Scripture and exploring the Bible with me! Let's say our Bible rhyme one more time! Repeat after me!

B-I-B-L-E (B-I-B-L-E) *(Clap on each letter)*

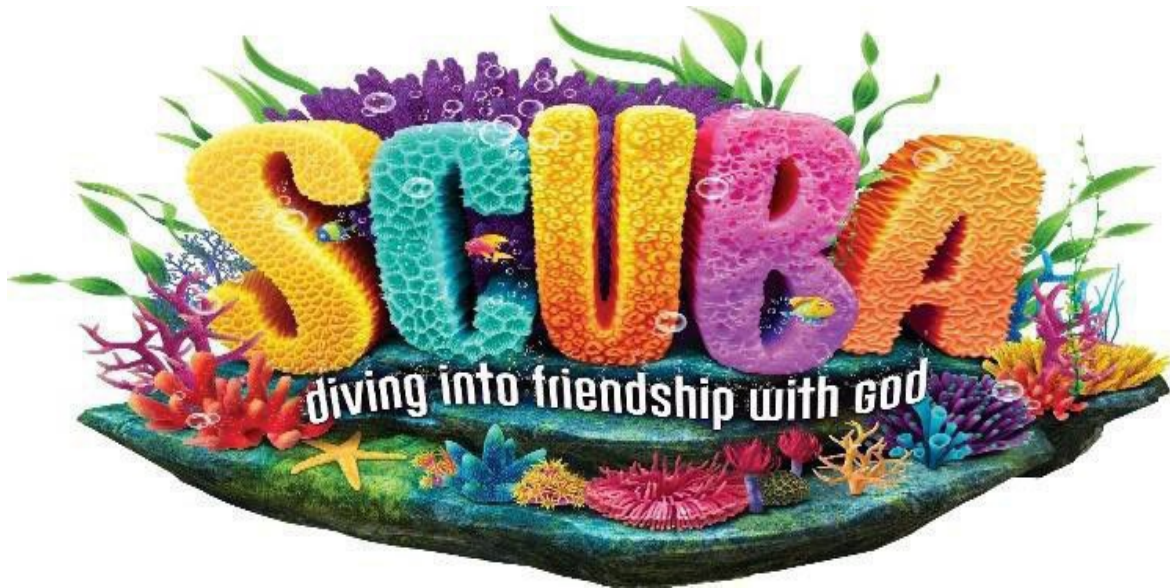
The Bible's special, yes indeed! (The Bible's special, yes indeed!) *(Hold hands in front of you like a Bible and nod your head twice)*

Yes, oh yes, it's true! (Yes, oh yes, it's true!) *(Clap on each word)*

The Bible shows God's love for you! (The Bible shows God's love for you!) *(Cross hands over chest, then extend arms out)*



EXTRA ACTIVITIES



Here are some extra activities that are easy to do with little to no supplies. Feel free to use any of these ideas any time you have some extra time in your room. You can change them and make them your own or skip them altogether.

Bible Verse Review

Time needed—5 minutes

Materials: Bible if have on hand

Hold up your Bible. Use the verse for the day. The following is an example:
The Bible says in John 13:34 "Just as I have loved you, you should love each other."

How can we show love?

Let kids call out answers. (*helping, being a friend, being kind, sharing*)

Those are great ideas! Let's practice our verse, repeat after me:

- Just (children repeat)
- Just as... (children repeat)
- Just as I... (children repeat)
- Just as I have... (children repeat)
- Just as I have loved... (children repeat)
- Just as I have loved you... (children repeat)
- Just as I have loved you, you... (children repeat)
- Just as I have loved you, you should... (children repeat)
- Just as I have loved you, you should love... (children repeat)
- Just as I have loved you, you should love each... (children repeat)
- Just as I have loved you, you should love each other... (children repeat)

Bible Song- God is So Good

Time Needed- 5 minutes

Materials: None

Your kids might not know this song but it's easy and full of Truth. The tune doesn't really matter and you can even make up your own verses! Just follow the pattern (He made me x3, He's so good to me; He loves me so, etc).

God is so good, God is so good, God is so good
He's so good to me.

He cares for me, He cares for me, He cares for me,
He's so good to me.

God answers prayers, God answers prayers, God answers prayers,
He's so good to me.

I praise His name, I praise His name, I praise His name,
He's so good to me.

Check out for the tune: <https://www.youtube.com/watch?v=eg3bvbDVUTg>

Bible Point Game: Ocean Quest

Time Needed- 5 minutes

Materials: Sticker dots (in light blue bin)

The ocean is full of so many creatures with spots! Fish, whales, seashells, and even plants have spots! Let's add spots to our friends as we act like fun sea animals.

1. Place one sticker dot on each finger of one hand per child (5 stickers)
2. Call out a way to move such as: swimming, walking, wriggling like a jellyfish, opening and closing hands like a clam, swimming backwards like a seahorse, crab walking, leaping out of the water.
3. Have kids move that way as they quickly put stickers on one another's backs
4. Play several rounds so they can use all their stickers

How do you know there are stickers on your back if you can't see them? You may not be able to see or even feel the stickers- but they are there! We've been learning that God is a friend that's real, even though we can't see Him. He's with us right now. Give a friend a high-five to show them God's love!

Bible Point Game: God Made Me

Time Needed- 2 minutes

Materials: None

God made me special (hug self)
He made you special too (point to others)
He gave me ears so I can hear (cup ears)
He gave me eyes so I can see (point to eyes)
He gave me feet to tap, tap, tap (tap feet)
He gave me hands to clap, clap, clap (clap hands)
He gave me legs to walk, walk, walk (march)
He gave me a mouth so I can talk (point to mouth)
God made me special (hug self)
He made you special too. (high five a friend)

Other Games, Time Fillers, and Movement Activities

Materials: None

- Head, Shoulders, Knees and Toes
- Hokey Pokey
- Simon Says
- I Spy
- Jesus Loves Me
- Jesus Loves Me (Silent version/Sign language only)
- B-I-B-L-E
- Guess Who? (pick an animal, item or person and either give clues or let them ask questions to try to figure out who you are)
- Color Game- who can find/thing of something red?
- Name as many ocean animals as you can (try farm animals, zoo animals, types of pets, foods, etc)
- Silent game
- Copy Cat (like Simon Says but use no words only actions for them to copy)
- Freeze Dance (play an appropriate song on your phone or CD player in room. Let kids dance. Freeze when the music stops and resume)
- If You're Happy and You Know It
- Wheels on the Bus
- 1 Little, 2 Little, 3 Little _____ (can be anything: fish, shark, friends) 4 Little, 5 Little, 6 Little _____ (same as before), 7 Little, 8 Little, 9 Little _____ (same), 10 Little _____ like to _____ (swim, play, laugh, give high fives)
- Old McDonald had an ocean E-I-E-I-O. And in that ocean he had a _____ (let kids fill in), E-I-E-I-O. With a _____ (name a sound or movement said two times) here and a _____ (repeat twice) there. Here a _____, there a _____, everywhere a _____. Old McDonald had an ocean. E-I-E-I-O (It doesn't have to make sense; in fact the sillier the better in preschool!)
- Read a story from the Bible or other book from home or resource room

the **GOSPEL**

GOD'S PLAN FOR ME

gos-pel – *noun*. good news. the message about Christ, the kingdom of God, and salvation.



Gold

GOD RULES.

The Bible tells us God created everything, including you and me, and He is in charge of everything. *Genesis 1:1; Revelation 4:11; Colossians 1:16-17*

"In the beginning God created the heavens and the earth." —Genesis 1:1



Dark

WE SINNED.

We all choose to disobey God. The Bible calls this sin. Sin separates us from God and deserves God's punishment of death. *Romans 3:23; 6:23*

"All have sinned and fall short of the glory of God." —Romans 3:23



Red

GOD PROVIDED.

God sent Jesus, the perfect solution to our sin problem, to rescue us from the punishment we deserve. It's something we, as sinners, could never earn on our own. Jesus alone saves us. *John 3:16; Ephesians 2:8-9*

"For God so loved the world that he gave his one and only Son, that whoever believes in him shall not perish but have eternal life." —John 3:16



White

JESUS GIVES.

He lived a perfect life, died on the cross for our sins, and rose again. Because Jesus gave up His life for us, we can be welcomed into God's family for eternity. This is the best gift ever! *Romans 5:8; 2 Corinthians 5:21; 1 Peter 3:18; Ephesians 2:8-9*

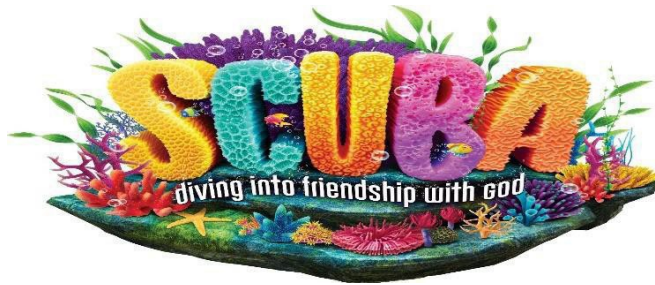
"God shows his own love for us in this: While we were still sinners, Christ died for us." —Romans 5:8



WE RESPOND.

Believe in your heart that Jesus alone saves you through what He's already done on the cross. Repent, turning from self and sin to Jesus. Tell God and others that your faith is in Jesus. *John 14:6; Romans 10:9-10,13*

"If you admit with your mouth, 'Jesus is Lord,' and believe in your heart that God raised him from the dead, you will be saved." —Romans 10:9



LEADER APPRECIATION LUNCH

Please plan on joining us for a Leader Appreciation Lunch on Thursday, June 13th immediately following VBS. We will provide pizza and drinks for Leaders and their children in the back of the Worship Center!

We want to say a **SUPER BIG THANK YOU** for making VBS successful!

Clean Up Day – Instructions

Let's leave things better than we found them please.

- Please throw away ALL butcher paper, streamers, dried markers, etc. in the large trash bag provided.
- Please remove all tape, etc. from the walls and doors.
- Please place any **decorations** (themed items) you would like to donate to the other churches (where VBS programs are later in the summer) between the two big trees downstairs.
- Please return ALL **supplies**, light blue tubs, extras, etc. to A143.

Thank you very much for all your help this week. We truly appreciate ALL you have done to make this week successful; we couldn't have done it without you! **We would love to hear your feedback. Be on the lookout for an electronic survey coming to your email soon.** If you prefer a paper copy, please let us know!

NEW this year!! Hope you and your family join us for this fun evening!!



VACATION BIBLE SCHOOL

NEW **FAMILY EXPERIENCE**

Thursday, June 13 | 6 p.m.
Worship Center

All are invited to join us for a VBS worship celebration! Music, fun, and **BAPTISMS!**



Cottonwood Creek Family Night Hawaiian Waters, The Colony Friday, July 26 2023 | 6:00 - 9p.m.

Event Details:

- Exclusive event for Cottonwood Creek families and friends.
- Tickets valid Fri, July 26 during public hours 10:30 a.m.-6:00 p.m. **plus** our exclusive time from 6:00 - 9:00 p.m. (exclusive hours wristband required)
- Tickets valid all summer 2024
- Hawaiian Waters Code of Conduct applies. See Hawaiianwaters.com under Park Rules.

Ticket price:

- \$20.00, **ONLY** available at Cottonwood Creek prior to event
- Age 2 and younger – free
- No refunds

Additional Pre-Purchase Options: *Preferred use on Friday, July 26, 2024*

- Meal Deal (hot dog, chips, and one drink) - \$8
- Unlimited Drinks - \$6

Additional Park Cost:

\$17 charge applied at Hawaiian Waters for each container/cooler of food and/or drink. Restrictions: no fast foods, alcohol, glass containers or knives. See Hawaiianwaters.com for additional information.

What if I have a Season Pass?

Season Pass holders purchase an \$8 add-on ticket at the **GROUP WINDOW** upon arriving at the park and must show Season Pass. At that time, an exclusive hour's wristband will be given. The add-on ticket will get you into the Cottonwood Creek Exclusive Hours.

How many tickets can I buy?

Unlimited or until sold out. The tickets are good for one-time entry into Hawaiian Waters – The Colony location all summer long. **NOTE: The Season Pass add-on ticket is only valid July 26, 2024.**

What if I purchase a ticket and can't come to the exclusive night?

The ticket can be used any time this summer, it is good for a one-time entry into The Colony location.

Can anyone attend the exclusive night?

Yes, we welcome all our Cottonwood Creek families and friends and encourage them to use this as an outreach opportunity to invite others.

Can I purchase tickets at the gate?

No, tickets must be purchased **prior** to arrival to receive this price and entry into the exclusive event.

Can I purchase food there? Yes, the Café will be open until 8:30 p.m. Several kiosks with treat-type items will stay open until 8:45 p.m.