

**COTTONWOOD CREEK CHURCH
LEADER GUIDE
VBS 2024**

**Thank you for making VBS possible!
May the Lord be glorified in and through you as children
come to know Him!**

TABLE OF CONTENTS

What is Expected of Me?	3
Staff Contact Information	4
SCUBA VBS Overview	5
Rotation Schedules	6
Rotation Summaries	7
Decorating Info, Do's, & Don'ts	8
Things to Note	10
First Day Processes	12
SMALL GROUP DETAILS: WELCOME, Treasure Hunt & Wrap-up	
MONDAY	13
Gospel Poster wording & motions	18
TUESDAY	21
WEDNESDAY	29
Example Prayer to Pray with Child	33
THURSDAY	37
5 th Grade Specifics	46
Other Notable Items	
Leader Appreciation Lunch	48
Clean Up Instructions	48
Gospel Poster	49
Hawaiian Waters Cottonwood Creek Family Day – July 26 th !	50
EXTRA Activities: BORED Children get in TROUBLE	51

What is Expected of Me?

Thank you for serving alongside your CREEK KIDS ministry team! We are excited to dive in with SCUBA and see what God has planned for us! It is all possible because you sacrificed your time and energy for children to learn about our SAVIOR! So now you might be asking, what have I committed to? That is fair, hopefully this will help:

1. Be in prayer. Join our team in praying every morning at 10:02 for VBS! Luke 10:2 says *"He told them, "The harvest is plentiful, but the workers are few. Ask the Lord of the harvest, therefore, to send out workers into his harvest field."*
2. Get excited! Kids can tell if we are just going through the motions or if we are invested in the experience! Let your inner child come out and play!
3. Think about how to make your space inviting, colorful, and FUN! We have ideas building on our Leader Resources tab on our church website. Some leaders LOVE to decorate—others get overwhelmed. KEEP IT SIMPLE. THINK—COLOR—COLOR--COLOR. Reach out to our team if we can be of help! Please note the DECORATING DOS & DON'TS page in this manual.
4. Plan to get organized SUNDAY, JUNE 9th. Most spaces will be ready to access at 4 p.m. It will be helpful for the week if you plan to meet up with your team on this day to make sure you are ready. If you do not know who your team is, please reach out to our staff.
5. Please make sure you are prepared for the next day before you leave by going through the PREPARE TO DIVE IN section of the day's information.
6. LOVE ON KIDS! The whole week, no matter what is thrown at us, may LOVE be the trait that surpasses all others! We have planned many things, however, understand connecting with the kids and your other leaders is a major goal of VBS.



STAFF CONTACT INFORMATION

Name	Title	Phone	Email
Children's Ministry			
Dave Marsh	Children's Pastor	972-838-5040	david.marsh@cottonwoodcreek.org
Shareen Feltner	Children's Assistant	469-774-0935	shareen.feltner@cottonwoodcreek.org
Elementary Team			
Kelly Kitch	Elementary Minister	817-891-2222	kelly.kitch@cottonwoodcreek.org
Elizabeth Dodd	Large Group Director	214-491-0455	elizabeth.dodd@cottonwoodcreek.org
Tawni Newman	Elementary Director	972-302-1588	tawni.newman@cottonwoodcreek.org
Melissa Walch	Elementary Director	469-222-0574	melissa.walch@cottonwoodcreek.org
Leda Blas	Special Events Director	469-952-4032	leda.blas@cottonwoodcreek.org
Early Childhood Team			
Catherine Hathaway	Awana & Early Childhood Minister	972-743-6001	catherine.hathaway@cottonwoodcreek.org
Brittany Basinger	Nursery Director	210-323-1246	brittany.basinger@cottonwoodcreek.org
Zarryn Bechtold	Pre-K & Kinder Director	214-985-1011	zarryn.bechtold@cottonwoodcreek.org
Caley Cekinovich	2s & 3s Director	972-984-8251	caley.cekinovich@cottonwoodcreek.org

Cottonwood Creek Church	
	www.cottonwoodcreek.org
Creek Kids	
	cottonwoodcreek.org/kids
	Cottonwood Creek Kids
	facebook.com/CottonwoodCreekKids
	CottonwoodCreekKids
	www.youtube.com/cottonwoodcreekkids



SCUBA VBS OVERVIEW

	Monday	Tuesday	Wednesday	Thursday
BIBLE STORY	God shows Himself to Elijah through ups and downs. 1 Kings 18-19	God shows compassion to the people of Nineveh. Jonah 1-3	Jesus dies and comes back to life. John 18-20	Jesus calms a storm. Mark 4:35-41
BIBLE POINT	God is a friend who's real.	God is a friend who loves.	God is a friend forever.	God is a friend we can trust.
BIBLE VERSE	"We believe, and we know You are the Holy One of God." John 6:69	"Just as I have loved you, you should love each other." John 13:34	"I am the resurrection and the life. Anyone who believes in Me will live, even after dying." John 11:25	"I am leaving you with a gift – peace of mind and heart." John 14:27
BIBLE BUDDY	TAD the frogfish	FINNLEY the dolphin	WAYLON the whale shark	FISHER the seal
TRESURE HUNT	God Sightings, Gospel & Hidden Bible Verse	God Sightings, Gospel & Bible Verse Toss	God Sightings, Gospel & Bible Verse Walking Path	God Sightings, Gospel & Verse Motions, Deep Breaths & Verse Sheet
SNACK	Animal Crackers	Chips	Goldfish	Cookies



ELEMENTARY ROTATION SCHEDULES

	Kindergarten	1st	2nd	3rd	4th	5th
0900 – 0910	Welcome	Welcome	Welcome	Welcome	Welcome	GO TO THE CHAPEL
0910 – 0915	Transition	Transition	Transition	Transition	Transition	
0915 – 0945	Treasure Hunt & Snack	Recreation 9:15-9:40	Bible Story	Recreation 9:15-9:40	Bible Story	
0945 – 0950	Transition	Transition	Transition	Transition	Transition	
0950 – 1020	Recreation 9:50-10:15	Bible Story	Treasure Hunt & Snack	Bible Story	Treasure Hunt & Snack	
1020 – 1025	Transition	Transition	Transition	Transition	Transition	
1025 – 1055	Bible Story & Bathroom	Treasure Hunt & Snack	Recreation 10:25-10:50	Treasure Hunt & Snack	Recreation 10:25-10:50	
1055 – 1100	Break	Transition	Transition	Transition	Transition	
1100 – 1145	Worship	Worship	Worship	Worship	Worship	
1145 – 1150	11:40 go to room	Transition	Transition	Transition	Transition	
1150 – 1200	Wrap-Up	Wrap-Up	Wrap-Up	Wrap-Up	Wrap-Up	

ROTATION SUMMARIES

Welcome

As an adult leader greets and checks-in each child, the other leaders will ensure wristbands and name tags are on. The children will answer the Question of the Day and have a VBS Activity Workbook to work through.

Bible Story

Escort your children to the Worship Center for Bible Story and stay to help monitor your class during the story time. Make sure your hand sign is visible in your lap for staff to locate your group quickly.

TREASURE HUNT - Small Group Time

The activity instructions are in this packet. This time will be spent on God Sightings, presenting the Gospel DAILY, as well as, reinforcing the Bible Verse for the day with a hands-on activity. Needed supplies will be in your gray tub. It is up to the leaders whether you offer snack at the beginning of this time or the end. Leaders can pick up snack outside of kitchen area downstairs.

Recreation

Please escort your children to Recreation outside, in the South-side of campus and plan to stay to supervise and engage with your children.

Worship

Please take your class to the Worship Center. During worship, please keep your group in their designated rows; have a leader sit at the end of each row to help monitor the group. **Do not allow them to stand on a seat.** Kids should remain in their seated area, not in the aisle or toward the stage.

Wrap-Up

Help the kids collect their items, cover announcements, and prepare for dismissal.

DECORATING INFO, DOS, & DON'TS

Room & door decorating can start as early as May 27*, with these exceptions:

*If you are assigned a room that must be built (wooden walls, pipes and drapes, etc.), unfortunately you cannot decorate until Sunday, after 4 p.m. June 9th once the dividers are put into place. These rooms include, the Atrium, the Gym, B109, B111, A234, A254, A256, and A212.

Rooms will only be accessible AFTER Skylark has left for the day (M- F). You will be able to come in during evening hours of this week or create items at home and put things together in your space starting on June 9th.

All decorating must be completed by end of the day, Sunday, June 9th.

Each room will be provided a laminated poster that will have their grade and wristband name on it to help parents find the right room. Please account for this in your **doorway decorations**.

A decoration supply table will be located near the fish tank downstairs throughout the week. Additional resources and die cuts are in the Resource Room (Trail 2: Room A129). You are welcome to use any supplies; however, please return the supplies to their place when you are finished. Please be thoughtful when decorating your room and consider that all rooms need decorations. We have ideas on our church website: cottonwoodcreek.org/vbs, then follow leader links.

The overhead projector will be out M-F from 8:30 a.m.-5:00 p.m., starting the week of May 27th. If you need it after hours, please check it out from the facility's office.

Please note that if you choose to purchase any additional supplies, Children's Ministry will not be able to reimburse that expense. You can search SCUBA decorating to find suggestions from sites like, Group.com, Oriental Trading, Pinterest, etc.

Decorating Info, Dos, & Don'ts Continued:

- Please do not use lights that need to be plugged in.
- If you want to hang items from the ceilings, you are limited to using the clips that are already in place. Do NOT move the preplaced hooks.
- Ensure the window on the door is not covered.
- Please use Mavulus or blue painters tape or white sticky tack on the doors. DO NOT USE STAPLES, SCOTCH TAPE, OR MASKING TAPE ON DOORS or WALLS. No command hooks or strips.
- Staples MAY NOT be used on ANY walls or doors or partitions! Use 'T' pins on partitions.
- Use only pencil to trace a transparency onto the wall. Markers or pens may bleed through the paper.
- NO glitter please, we really want to keep facilities happy.
- If you borrow the overhead and are using it after "normal" hours (8:30-5:00), please return it to the facility's office across from the supply table near the fish tank.
- If you use the last of a supply, please let Shareen Feltner know in A145.
- If you bring your kids with you to decorate, please make sure that you keep them under your close supervision.
- Please clean up after yourself when decorating is complete, replace items, throw away miscellaneous scraps and any items that you might bring in with you, i.e., food containers.
- If you have any questions or need anything, see Shareen Feltner.
- If your room does not have a ceiling, please do NOT make a paper ceiling or canopy, as that is considered a fire hazard.
- If your room has pipes and drapes, use only safety pins instead of tape or staples. We can provide the safety pins.
- **HAVE FUN WITH IT!**

THINGS TO NOTE

- **Summer Island T-shirts**

On sale at the VBS booth for \$12 each. Shirt purchases help offset the cost of VBS. We hope that children and adults will purchase t-shirts to wear throughout the week.

VBS Staff can be found wearing GREEN during the week of VBS.

- **Child/Adult Protection**

- Background checks must be complete for each adult volunteer (18 years and older) – visit cottonwoodcreek.org to complete (under Menu, select "Connect", then "Opportunities to Serve", then "Serve Interest Form").
- RULE OF 3: Do not be alone with a child in a secluded area – always have one other adult present.
- You will be notified if a child specifically asks not to have their pictures posted or be videoed; however, we ask that you do not take pictures of children and post them to your personal social media sites.
- Cell Phone Usage – Please limit cell phone usage to focus your time and energy on the kids.

- **Treasure Hunt**

All supplies should be in your gray tub; if you need anything, visit the INFORMATION/SUPPLIES locations--downstairs at the KID CARE desk near the fish tank, or upstairs in the leader snack room A238-A.

- **Kids Snacks**

Located outside of the kitchen area downstairs. Assign one leader to pick-up snack and then return unused snacks and water pitchers to the kitchen each day as soon as you are finished.

- **Adult & Youth Leader Snacks**

Located upstairs, A238-A. Determine a rotation schedule for each leader to go quickly to select their snack and drink for the day. Bible Story or Worship are great times to arrange this, however, note that this year a snack cart will come around during Recreation for you.

- **Nurse's Station**

The nurse's station is located downstairs at the Welcome Desk. If one of your students does get sick or injured, please have ONE leader take them to the nurse and then return to class. The nurse will either bring the child back to your classroom or let you know that they have been picked up. There will be Band-Aids in your supply bucket if that is all that is needed.

- **Discipline**

Handle all issues with patience, love, and respect. We are here to help you if you have a discipline issue. Locate a staff member or hall monitor to assist you. Text/call Kelly for assistance: 817-891-2222.

- **Youth Leaders**

We are counting on our Youth to be strong, responsible leaders. Kids LOVE them and will respond well to them, making it a positive experience for everyone. Youth should be reminded that they are LEADERS and need to set a good example. Sponsors are responsible for their behavior. Help assign youth leaders specific jobs each day so they will know what to do.

Some examples of youth friendly tasks:

- pick-up and return the snacks every day
- help write kid's names on their name tags
- help with Question-of-the-day / arrival activities
- during any hands-on activities have them walk around and help kids

FIRST DAY PROCESSES

First Day, June 10th:

Be in your classroom at 8:30 a.m. Monday through Thursday:

Children of leaders, Birth to 5-year-old can be dropped off at 8:30 a.m.

Children of leaders, who have completed Kinder through 5th grade, can head to their class at 8:40 a.m.

DO NOT RECEIVE NON-LEADER KIDS BEFORE 8:45 a.m.

- Check-in Procedures – Children will check-in and check-out of your room each day. Pre-registered children will receive an email the night before VBS with their classroom assignments. Room rosters & campus maps will be posted throughout the building.
- Check children in as they arrive; all needed items will be in your gray tub. NOTE: you will have 1 copy of your roll. The white copy will remain with you always. The group LEAD will take role at the link that will be texted each morning to his/her phone. Please check-in all leaders and children. The printed one is backup in the event our system is down.
- Verify that each child is checked in on your roll sheet by checking their name off. If they are not on the roll sheet, they **must go** downstairs to register or give you a YELLOW card verifying they have been registered and are in the correct group.
- Give each child your designated wristband as well as an allergy band if applicable.
- Remind parents that Kinder-4th **must be picked up by an adult or older sibling**. Also, only 5th graders are dismissed on their own and should identify a meeting location or pick-up plan.
- Fill out the name tag and instruct the child that it must be worn at all times.

Tuesday-Thursday New Student Process:

New students should check-in at the downstairs registration table. After they register, they will be given a **YELLOW card** to bring with them to class. This card will indicate that they should be added to your roll by handwriting their name on your roll sheet. The pickup code should be on it, so encourage the parent to take a picture of the card before leaving.

DO NOT RECEIVE A CHILD WHO IS NOT ON YOUR ROLLSHEET!!!

God is a friend who's real.

Bible Story: God shows himself to Elijah through ups and downs. (1 Kings 18–19)

Bible Verse: “We believe, and we know you are the Holy One of God.” (John 6:69)


Diving Into the Bible

A harsh drought plagued Israel for years due to the wicked deeds of idol-worshipping King Ahab. Finally, to show God's existence, God's prophet Elijah summoned 450 prophets of Baal and 400 prophets of Asherah to Mount Carmel. The prophets built an altar, then prayed to their false god, Baal, for fire. For hours the hundreds of prophets prayed, shouted, and even cut themselves. But no one answered. Then Elijah built a simple stone altar and dug a trench around it. Servants poured water on his altar again and again. Elijah prayed, “O Lord, answer me...so these people will know that you, O Lord, are God.” Instantly fire came from heaven and burned up Elijah's sacrifice, the wood, the stones, and the soil! God—the only true God—answered.

Yet Elijah's triumph soon turned to terror as Queen Jezebel swore she'd have Elijah killed. The prophet fled into the wilderness, where hunger and depression wore him down. God appeared, not in a flash of fire but in a gentle whisper. The one true God answered again.

Connecting With Kids

Like Elijah, kids swim in a culture increasingly resistant to any one source of truth. Today's kids doubt the integrity of the Bible. They're dubious about the church. And many view the idea of one *true* God as judgmental and exclusive. The kids at your VBS really *can* understand what Elijah faced—living in a world that embraced countless false gods and warred against God's truth! Fundamentally, when we believe God is *real*, the existence of God gives us hope. Belief in one *true* God grounds us, providing stability and firm footing through life's ups and downs. Today, root kids in the truth that the one amazing, powerful God really and truly desires a friendship with them!



Why It Matters

Elijah experienced the reality of God through fire, and later in a whisper. This passage can help kids who are questioning the truth of a God they can't see or hear.

Prepare to Dive In

- Before Day 1, decorate your room (KEEP IT SIMPLE). Leave room on one of the walls to hang the Blue Sea butcher paper with the fish shape. *Note: need room on fish for about 100 'scales' total to fit.*
- Hang the Blue Sea butcher paper on a wall where kids can reach it. Put the Question-of-the-Day Poster near or on a corner of the Blue Sea butcher paper. You will also use the Blue Sea butcher paper for God Sightings. Each day every child will write their God Sighting on the small colorful paper fish and tape it around the big fish-shape with scales.
- Have the take-home Bible verse memory Buddy accessible to pass out to each child towards the end.
- Organize the day's supplies on the table for easy access and store the remaining supplies under the table.
- Set out:
- Lanyards, name tags, & wristbands to access quickly upon check-in
- Have the VBS Activity Workbooks out on the tables with crayons, markers, and/or pencils. Be sure to write each child's name on his/her workbook. They will use this for the duration of VBS week.
- Prepare your clipboard:
- Hand sign, roll sheet, extra wristbands, Leader Manual,
- Class Roster with allergies

Items for Every Day:

- Colorful paper fish for God Sightings
- GOSPEL Poster with 5 Velcro pieces
- Book of John **Treasure Hunt** Booklet
- VBS Activity Workbook
- Sticky Arrows for booklets
- Crayons/markers/pencils
- sandwich-size plastic bags to take home
- fine-tipped permanent markers (for leaders to use)
- Paper Towels, Wet Wipes, Hand Sanitizer
- Decision Cards & Gospel Mailer
- Name Tags, Tag holders, lanyards



Day 1 Supplies:

- Fish scales (blue/orange square stickers)
- Day 1 Question-of the-Day Poster
- Day 1 Bible Verse Poster
- Day 1 Bible Point Poster
- TAD Bible Memory Buddy Poster
- 2 sets of Bible Verse words for Hidden Bible Verse Activity
- Blue tape

Welcome

LEADER NOTES

Some suggestions on roles as children arrive:

- An adult Leader should greet each child and check present on the Roll-Sheet
- Assign someone to get the child's name tag and wristband on them
- Youth Leaders can engage each child with the Question-of-the-Day & VBS Activity Booklet.

As the children walk in, check each off on your roll sheet (and take roll on phone), place the lanyard with their name tag around their neck, place the wristband on their wrist (add the teal one too if the child has an allergy), and direct them to QUESTION OF THE DAY. (Also, words in **BOLD** are for you to say if that is helpful.)

Once a child is checked in, ask the child to vote on the Question of the Day.

Question of the Day!

Point to the Day 1 Poster

Every day, you'll get to answer a fun Question of the Day. You'll vote for your answer in a special way.

Does a Frogfish swim or hop?

One at a time, you'll come up and vote with a fish-scale sticker. If you think a Frogfish swims like fish, I'll hand you a Blue Scale sticker. But if you think a Frogfish hops like a frog, I'll hand you an Orange Scale sticker!



Point out how the colors of the stickers match the border on the poster, in case kids forget which color is for which vote.

Call up kids one at a time to vote. When everyone has voted, look at the poster and point out which color seems to have more votes.

After the child has voted, direct him/her to the VBS Activity Workbook on the tables. (Write the child's name on his/her workbook; he/she will use it all week)

By 9 a.m. if not sooner, you want to be gathered in a huddle or circle on the floor revealing the Question of the Day Answer.

Answer to Question-of-the-Day

Point to the Day 1 Question-of-the-Day Poster

Does a Frogfish swim or hop?

Let's see which vote got the most answers! Look at the fish scales and ask the kids: **raise your hand if you think there's more blue scales? Let's see...**

Drum roll please (Lead kids in a drumroll by pounding hands on the floor or legs.)

Frogfish cannot swim like other fish! Frogfish use a jet-propel like movement to hop awkwardly along the seabed, sucking water in through their mouth and pushing it out through their gill openings. They don't have brakes, so they glide into position or bump into an object to stop!

All week long, you'll get to answer a fun Question of the Day and we'll add more fish scales as we watch our fish become more colorful throughout the week at VBS!

PREPARE TO ROTATE TO YOUR NEXT ROTATION.

TREASURE HUNT

Knee-to-knee circles ensure that kids are sitting close enough to hear each other during discussions. If necessary, demonstrate what "knee-to-knee" looks like. Having them automatically form these circles will make the week run much more smoothly.

As the children walk in, have the group sit together on the floor to engage in our God Sightings and GOSPEL poster activity. Then, the Verse of the Day activity will follow these and be a fun reinforcement of our daily Bible Verse. We moved SNACK time to this rotation; choose to have snack anytime within this time slot. If you do not like this change, feel free to have snack during the Recreation time slot, as before.

We selected certain activities to help the kids learn & retain the Bible story & verse. If needed, there are EXTRA activities provided to ensure your group always has something to do. We hope this time will help you focus on connecting with your kids, as well as help the kids connect with each other. (Also, words in **BOLD** are for you to say if that is helpful.)

GOD SIGHTINGS

We're learning that God is a friend who's real. Sometimes people have a hard time believing God is real, because we can't see God. But God is active in our everyday lives! God is present, passionate and powerful.

This week, we'll practice looking for what God is doing and we call those God Sightings! A God Sighting could be a prayer, a hug from a parent, the sunshine, or a kind word from a friend. (i.e. sunset, sunrise, sunshine, moon, rain, mountains, clouds...etc)

Pause and let the kids call out some responses. For Younger kids, write their answer on the small colorful paper fish and tape it to the Blue Sea butcher paper. For older kids, let them write their God sighting on the small colorful paper fish and tape it on the Blue Sea butcher paper themselves.

God Sightings help us be aware of God's creation and how He takes care of us every day by providing for all our needs! Let's make a habit to keep an eye out for the daily overwhelming evidence that God is doing great things all around us! Each morning, we will write our God Sightings on the colorful paper fish and watch our school of fish grow!

GOSPEL POSTER



God loves you so much! GOSPEL means Good News. God sent His son Jesus to save us...that was indeed GOOD NEWS and an act to show JUST HOW MUCH GOD LOVES EACH OF US!

LOOK at this Gospel Poster. Let's put the pieces on it.

- The **crown** reminds us that God Rules, He created everything, even you and me, and He is in charge of everything. *Motion to do together: place hands in a circle over you, as though setting a crown on your head.*
- Next is the **X**. It represents our sin—Sin is anything we **THINK** (point to head), **Say** (point to mouth), or **DO** (put your right fist on your left palm) **that disobeys God. Sin separates us from God and deserves God's punishment of death.** *Motion to do together: Hold both arms in front of you making a large X with your forearms.*
- **BUT the Cross reminds us that God provided the perfect solution to our sin problem AND rescues us from the punishment we deserve. God's solution was sending Jesus, the perfect Gift.** *Motion to do together: Turn your X into a cross by rotating your arms*
- See the **Gift** picture? Jesus lived on earth perfectly, died on the cross for our sins, and rose again. **Because Jesus gave up His life for us, we can be welcomed into God's family for eternity. This is the best gift ever. How do we receive this gift?** *Motion to do together: Hold hands together in front of you as though handing someone a gift.*
- The **Hands** show us that we respond by believing in our heart that Jesus alone saves through what He **ALREADY did on the cross! Turn from sin—Tell God and others that your faith is in Jesus.** *Motion to do together: Raise both hands into the air in celebration and praise.*
- Anytime this week, you can pray with a leader if you want to make Jesus your Savior. Tell God you know you sin, and you have faith Jesus came and died for your sins. **Tell Jesus you want to follow Him.**

FOR A SAMPLE PRAYER, SEE PAGE 35 IN THIS MANUAL.

PLEASE FILL OUT A DECISION CARD FOR ANY CHILD YOU PRAY WITH SO WE CAN FOLLOW-UP EVEN AFTER VBS.

Send home a GOSPEL Mailer with the child, it is a booklet with a postcard in it.

It would be great if each child had this poster memorized by the end of VBS!

Let's pray friends. Gracious Father, thank for loving us so much that You sent Jesus to die for our sins, paying what we could not pay. Help each of us learn more about you and to trust Jesus. In Jesus' name, amen. Okay, ready to dive in and explore some hidden words?

VERSE OF THE DAY

God's Word is sometimes called "scripture" and we want the words in the Bible to be in our hearts, minds and lives! Each day we'll dive into God's Word and explore. The Bible is one big book made up of a bunch of little books. This week all our Bible verses come from the book of John. Hold up the Book of John *Treasure Hunt* Booklet and make sure the kids have their booklets with them and Leaders have the sticky arrows.

The book of John is named after Jesus' friend John! For about three years, John and Jesus hung out a lot. Then, after Jesus died and went back to Heaven, John wrote about Jesus so that other people could become friends with Jesus, too—including you and me! Let's dive into learning this verse!

Open your Book of John *Treasure Hunt* Booklet and let's all turn to John, chapter 6, verse 69. (Hand out a sticky arrow to each kid) Place your sticky arrow so it's pointing to this verse! Now let's say the verse together:

"We believe, and we know you are the Holy One of God." John 6:69

Hidden Bible Verse *(hide the 2 sets of verse cards(yellow & blue) around the room)*

The words from today's Bible Verse are printed on two different colored pieces of paper. Divide your class into two groups – Blue Group and Yellow Group. The pieces of paper are hidden all around the room. When you say 'Find' allow the kids to find only their specific Group color. Whoever finds a word brings it to the front. The kids must arrange themselves in line, each holding up their word, so that the words are in the correct order. Once both teams are standing in the correct order, have the kids say the verse altogether. Then have them go back to their seats.

Peter declared that he and John and Jesus' other friends believed that Jesus was God's Son and that Jesus was a friend who's real. We can't force others, to believe but we can pray and ask God to show them the Truth. Let's pray together:

Dear God, we pray You speak to all our hearts and show Your Truth. Help us to show others the love You give to everyone who seeks You. Thank You for being the One and Only Holy God who saves us from our sin. Amen.

Leaders, if you find yourself with extra time, pick an additional activity from your gray tub. BORED CHILDREN GET IN TROUBLE!

WRAP-UP

Have kids gather either at their tables or on the floor. This is a great time to review scripture memory and make announcements / reminders.

We've had a great first day at SCUBA...Diving Deeper with God! Before we say goodbye, we need to collect the name badges and put them in the designated spot.

Select a youth leader to collect the badges and put them in the designated spot.

ANNOUNCEMENTS:

1. If you purchased a SUMMER ISLAND shirt, please make sure and wear it Thursday for pictures.
2. We are collecting donations as part of our mission's emphasis at VBS. We are supporting VBS and the impact it has on our community. The donations will go towards VBS and reaching the families that are searching for a new church home. The grade who brings in the most donations wins a special treat on Thursday. **PASS OUT THE DONATION BAGGIES TO EACH KID TO BRING BACK TOMORROW.**
3. **NEW THIS YEAR! VBS FAMILY EXPERIENCE – THURSDAY NIGHT 6/13!** With worship, drama & baptisms! ***please do not mention baptisms***
4. Cottonwood Creek will also still host Hawaiian Waters Family Day on JULY 26th(Friday) with baptisms at 6pm in The Colony.
5. Take home your activities from today.
6. Be sure to share what you learned each day with your friends and family!

Kinder-4th graders MUST be picked up by an adult or an older sibling, WITH the SECURITY code.

5th graders self-release no earlier than NOON.

LEADERS, please take a few minutes once the children have been picked up and look over the next day's lesson. Lay out anything needed to help prepare for the day.



God is a friend who loves.

Bible Story: God shows compassion to the people of Nineveh. (Jonah 1–3)

Bible Verse: “Just as I have loved you, you should love each other.” (John 13:34)

Diving Into the Bible

When God told Jonah to go preach to the people of Nineveh, Jonah jumped on the first ship...headed in the *opposite* direction! He'd likely heard of the Ninevites' reputation for cruelty. In Jonah's estimation, these people didn't deserve to hear about—or experience— God's love. But God had other plans. He sent a big fish to swallow the reluctant prophet. Deep inside the fish's belly, Jonah finally submitted to God's will. God forgave Jonah, then used him to deliver a warning to the people of Nineveh. As soon as the people heard Jonah's message, they stopped their evil deeds and asked for God's forgiveness. God lovingly forgave an undeserving people, demonstrating his heart of mercy for *all*.

Connecting With Kids

Jonah seems to have viewed the Ninevites as unredeemable—so sinful that they were unworthy of God's salvation. When do *you* first remember a feeling of shame or unworthiness? For many of us, the sense of being unlovable came as a child when we'd disobeyed, been caught in a lie, or disappointed an adult. Perhaps caring friends or family members demonstrated Christ-like forgiveness, modeling unconditional love! Unfortunately, plenty of kids who come to your VBS *won't* have experienced genuine love and forgiveness. Today is a great day to immerse kids in God's overwhelming love for *all* people. Joyfully share the truth that a friendship with God means we are loved—and so are those we don't think are lovable.



Why It Matters

Jonah didn't think the people of Nineveh deserved God's mercy. Jonah's attitude can challenge kids to think about who *they* may doubt God could love.

Prepare to Dive In

- Replace the Day 1 Question-of-the-Day Poster with Day 2 and place it on the wall near or on a corner of the Blue Sea butcher paper.
- You will also use the Blue Sea butcher paper for God Sightings. Each day every child will write their God Sighting on the small colorful paper fish and tape it around the big fish-shape with scales.
- Have the take-home Bible verse memory Buddy accessible to pass out to each child towards the end.
- Organize the day's supplies on the table for easy access and store the remaining supplies under the table.
- Set out:
 - Lanyards, name tags, & wristbands to access quickly upon check-in
 - Have the VBS Activity Workbooks out on the tables with crayons, markers, and/or pencils. Be sure to write each child's name on his/her workbook. They will use this for the duration of VBS week.
- Prepare your clipboard:
 - Hand sign, roll sheet, extra wristbands, Leader Manual,
 - Class Roster with allergies



Items for Every Day:

- Colorful paper fish for God Sightings
- GOSPEL Poster with 5 Velcro pieces
- Book of John **Treasure Hunt** Booklet
- VBS Activity Workbook
- Sticky Arrows for booklets
- Crayons/markers/pencils
- sandwich-size plastic bags to take home
- fine-tipped permanent markers (for leaders to use)
- Paper Towels, Wet Wipes, Hand Sanitizer
- Decision Cards & Gospel Mailer
- Name Tags, Tag holders, lanyards

Day 2 Supplies:

- Fish scales (yellow/purple square stickers)
- Day 2 Question-of-the-Day Poster
- Day 2 Bible Verse Poster
- Day 2 Bible Point Poster
- Finnley Bible Memory Buddy Poster
- 2 sets of heart plates (2 colors) with words of the Bible Verse on each

Welcome

As the children walk in, check each off on your roll sheet (and take roll on phone), place the lanyard with their name tag around their neck, place the wristband on their wrist (add the teal one too if the child has an allergy), and direct them to QUESTION OF THE DAY. (Also, words in **BOLD** are for you to say if that is helpful.)

Once a child is checked in, ask the child to vote on the Question of the Day.

Question of the Day!

Point to the Day 2 Poster

Every day, you'll get to answer a fun Question of the Day. You'll vote for your answer in a special way.

When hunting, do dolphins catch fish by blowing bubbles at the surface of the water or stunning the fish by whacking them with their tail?

One at a time, you'll come up and vote with a fish-scale sticker. If you think a dolphin catches a fish by blowing bubbles at the surface, I'll hand you a Yellow Scale sticker. But if you think a dolphin catches a fish by whacking them with their tail, I'll hand you a Purple Scale sticker!

Point out how the colors of the stickers match the border on the poster, in case kids forget which color is for which vote.

After the child has voted, direct him/her to the VBS Activity Workbook on the tables. (Write the child's name on his/her workbook; he/she will use it all week)

By 9 a.m. if not sooner, you want to be gathered in a huddle or circle on the floor revealing the Question-of-the-Day Answer.

LEADER NOTES

NEW children may come, we hope so anyway! If the child stopped by the registration table, he/she will have a YELLOW CARD to hand you with the following info. If this is not given to you, PLEASE DIRECT THE FAMILY TO THE REGISTRATION DESK!

Walk Up VBS Registration Form

Child's Name:

Contact Number:

Grade/Group Assignment:

Allergies:

Answer Question-of-the-Day

Point to the Day 2 Question-of-the-Day Poster

When hunting, do dolphins catch fish by blowing bubbles at the surface of the water or stunning the fish by whacking them with their tail?

Let's see which vote got the most answers! Look at the fish scales and ask the kids: **raise your hand if you think there's more purple scales? Let's see...**

Drum roll please (Lead kids in a drumroll by pounding hands on the floor or legs.)

Both! When hunting, dolphins produce bubbles to herd their prey to the surface. They sometimes also use a hunting technique call 'fish-whacking', where they use their tail to hit fish and stun them – making them easier to catch!

Each morning, we'll continue to answer a fun Question of the Day and add more fish scales to watch our fish become more colorful each day!

PREPARE TO ROTATE TO YOUR NEXT ROTATION.

TREASURE HUNT

As the children walk in, have the group sit together on the floor to engage in our God Sightings and GOSPEL poster activity. Then, the Verse of the Day activity will follow these and be a fun reinforcement of our daily Bible Verse. We moved SNACK time to this rotation; choose to have snack anytime within this time slot. If you do not like this change, feel free to have snack during the Recreation time slot, as before.

We selected certain activities to help the kids learn & retain the Bible story & verse. If needed, there are EXTRA activities provided to ensure your group always has something to do. We hope this time will help you focus on connecting with your kids, as well as help the kids connect with each other. (Also, words in **BOLD** are for you to say if that is helpful.)

GOD SIGHTINGS

Today, we're learning that *God is a friend who loves*. We praise God for His amazing LOVE! When we look for God, it helps us develop a God-focused view and a grateful heart. Looking at God's creation is one way we see and hear from God. Think about one of your favorite things in the ocean – let's share what God has created in the ocean - anything from colorful sea coral to massive whales or even the sound of waves!

Pause and share your own God Sighting for the day, and then make sure everyone has a chance to share. For Younger kids, write their answer on the paper fish and tape it to the blue sea paper. For older kids, let them write their God sighting on the paper fish and tape it on the blue sea paper themselves.

God is at work all around us. The Bible tells us in Psalm 98:7 "Let the sea and everything in it shout His praise!" Our God Sightings are a way to praise God and give Him the Glory!

GOSPEL POSTER



Thanks for sharing the goodness of God with everyone. That is what GOSPEL means, Good News. God sent His son Jesus to save us...that was indeed GOOD NEWS. LOOK at this Gospel Poster, let's put the pieces on it.

- The **Crown** reminds us that God Rules, He created everything, even you and me, and He is in charge of everything. *Motion to do together: place hands in a circle over you, as though setting a crown on your head.*

- Next is the **X**. It represents our sin—Sin is anything we **THINK** (point to head), **Say** (point to mouth), or **DO** (put your right fist on your left palm) that **disobeys God**. Sin separates us from God and deserves God's punishment of death. *Motion to do together: Hold both arms in front of you making a large X with your forearms.*
- BUT, the **Cross** reminds us that God provided the perfect solution to our sin problem AND rescues us from the punishment we deserve. God's solution was sending Jesus, the perfect Gift. *Motion to do together: Turn your X into a cross by rotating your arms.*
- See the **Gift** picture? Jesus lived on earth perfectly, died on the cross for our sins, and rose again. Because Jesus gave up His life for us, we can be welcomed into God's family for eternity. This is the best gift ever. How do we receive this gift? *Motion to do together: Hold hands together in front of you as though handing someone a gift.*
- The **Hands** show us that we respond by believing in our heart that Jesus alone saves through what He ALREADY did on the cross! Turn from sin—Tell God and others that your faith is in Jesus. *Motion to do together: Raise both hands into the air in celebration and praise.*

Anytime this week, you can pray with a leader if you want to make Jesus your Savior. Tell God you know you sin, and you have faith Jesus came and died for your sins. Tell Jesus you want to follow Him.

It would be great if each child had this poster memorized by the end of VBS!

Let's pray friends. God, you are everywhere, and we can trust you to be with each of us. Thank you for caring about us so much to save us even though we don't deserve it. In Jesus' holy name, Amen.

VERSE OF THE DAY

Let's explore and dive deeper into what it means to follow Jesus' example! *Hold up the Book of John **Treasure Hunt** Booklet and make sure the kids have their booklets with them and Leaders have the sticky arrows to pass out. Open your Book of John **Treasure Hunt** Booklet and let's all turn to John, chapter 13, verse 34. (Hand out a sticky arrow to each kid) Place your sticky arrow so it's pointing to this verse! Now let's say the verse together:*

"Just as I have loved you, you should love each other." John 13:34

Jesus showed his friends what God's love looks like. He fed people, He healed people, and He showed kindness. Jesus even washed His friends' feet! Phew! Jesus wanted *His friends* to be the examples! Soon it would be their job to show the world what God's love is like. Let's keep reading in our books. The next verse, John 13:35, says this: "Your love for one another will prove to the world that you are my disciples." A disciple is a follower and friend. Let's play a game to help us remember today's verse!

Bible Verse Toss: Divide your group into 2 teams and distinguish a Red Team and Pink Team. Give each team a set of designated colored plates and give one plate to each player. One word from the verse is on each plate. Mark two 'Start' lines with blue tape (where Jonah was) and two 'Finish' lines (Ninevah). Have the kids line-up behind the Start Line with their plate in hand. When the Leader says "go", one at a time, each player will put the verse in order by gently tossing his/her word plate in the correct order of the Verse! Then they will go to the back of the line and sit. First team to place all the plates in the correct Bible Verse order wins!

The greatest love of all is Jesus' sacrifice by dying on the cross for our sins. He made a Way for everyone to be with God in Heaven forever. As Jesus' friends, we get to show the world that *God is a friend who loves.*

Let's pray and give thanks. Dear God, thank You that You loved us so much that You sent Your only Son. We pray that we can show love to others, so they'll see You and know You in all that we think, say & do.

Leaders, if you find yourself with extra time, pick an additional activity from your gray tub. **BORED CHILDREN GET IN TROUBLE!**

PREPARE TO ROTATE TO YOUR NEXT ROTATION.

WRAP-UP

Have kids gather either at their tables or on the floor. This is a great time to make announcements / reminders.

We've had a great second day at SCUBA. Before we say goodbye, we need to collect the name badges and put them in the designated spot.

Select a youth leader to collect the badges and put them in the designated spot.

ANNOUNCEMENTS:

1. If you purchased a SUMMER ISLAND shirt, please make sure and wear it Thursday for pictures.
2. We are collecting donations as part of our mission's emphasis at VBS. We are supporting VBS and the impact it has on our community. The donations will go towards VBS and reaching the families that are searching for a new church home. The grade who brings in the most donations wins a special treat on Thursday. **PASS OUT THE DONATION BAGGIES TO EACH KID TO BRING BACK TOMORROW.**
3. **NEW THIS YEAR! VBS FAMILY EXPERIENCE – THURSDAY NIGHT 6/13!** With worship, drama & baptisms! ***please do not mention baptisms***
4. Cottonwood Creek will also still host Hawaiian Waters Family Day on JULY 26th(Friday) with baptisms at 6pm in The Colony.
5. Take home your activities from today.
6. Be sure to share what you learned each day with your friends and family!

Kinder- 4th graders MUST be picked up by an adult or an older sibling, WITH the SECURITY code.
5th graders self-release no earlier than NOON.

LEADERS, please take a few minutes once the children have been picked up and look over the next day's lesson. Lay out anything needed to help prepare for the day.



God is a friend forever.

Bible Story: Jesus dies and comes back to life. (John 18–20)

Bible Verse: “I am the resurrection and the life. Anyone who believes in me will live, even after dying.” (John 11:25)

Diving Into the Bible

Betrayed by a friend, accused by religious leaders, and arrested by the Temple guards, Jesus’ future seemed grim. The religious leaders saw Jesus as a threat, a liar, and a blasphemer...and apparently the crowds demanding his crucifixion agreed. His hurried trial ended in a death sentence—one usually reserved for criminals. Jesus died on a cross, under a sign mocking him as King of the Jews. His fearful friends scattered, leaving two men who’d followed Jesus from afar to prepare his body for burial. Jesus’ lifeless body lay in a borrowed tomb, sealed behind a heavy gravestone. It seemed like the end...but was it?

Three days later, Jesus’ friends discovered the stone had been moved and the tomb was empty! Jesus’ body hadn’t been stolen or moved—Jesus appeared repeatedly to his followers! They saw him, felt his breath, and touched the wounds on his hands! Jesus turned the *end* into *eternity*!

Connecting With Kids

Jesus’ followers felt they’d lost their closest friend forever. Kids have felt that, too. Friends come and go. They move away, discover new interests, make new friends, or sometimes just abandon us. The idea of “forever” seems impossible. Yet God had something surprising in store! Jesus’ death wasn’t the end—it was just the beginning of a friendship that will last into eternity! God always has been and always will be—he is forever! And even better, his love for us is forever, too! Things like sadness, loneliness, and worry won’t last forever. Today, share the exciting news that a friendship with God is one that will never ever end!



Why It Matters


Jesus died on a cross, paying the price for the sins of the world once and for all. Because of Jesus’ sacrifice, kids can have a forever friendship with God.

Prepare to Dive In

- Replace the Day 2 Question-of-the-Day Poster with Day 3 and place it on the wall near or on a corner of the Blue Sea butcher paper.
- You will also use the Blue Sea butcher paper for God Sightings. Each day every child will write their God Sighting on the small colorful paper fish and tape it around the big fish-shape with scales.
- Have the take-home Bible verse memory Buddy accessible to pass out to each child towards the end.
- Organize the day's supplies on the table for easy access and store the remaining supplies under the table.
- Set out:
 - Lanyards, name tags, & wristbands to access quickly upon check-in
 - Have the VBS Activity Workbooks out on the tables with crayons, markers, and/or pencils. Be sure to write each child's name on his/her workbook. They will use this for the duration of VBS week.
- Prepare your clipboard:
 - Hand sign, roll sheet, extra wristbands, Leader Manual,
 - Class Roster with allergies

Items for Every Day:

- Colorful paper fish for God Sightings
- GOSPEL Poster with 5 Velcro pieces
- Book of John **Treasure Hunt** Booklet
- VBS Activity Workbook
- Sticky Arrows for booklets
- Crayons/markers/pencils
- sandwich-size plastic bags to take home
- fine-tipped permanent markers (for leaders to use)
- Paper Towels, Wet Wipes, Hand Sanitizer
- **Decision Cards & Gospel Mailer**
- Name Tags, Tag holders, lanyards



Day 3 Supplies:

- Fish scales (florescent pink/green square stickers)
- Day 3 Question-of the-Day Poster
- Day 3 Bible Verse Poster
- Day 3 Bible Point Poster
- Waylon Bible Memory Buddy Poster
- Bible Verse Activity – one word on each page
- Gospel Underwater Sea Craft (blue paper, 5 sea animals & glue sticks)

Welcome

In Bible Story, the Gospel will be presented and a time for the kids to pray for salvation will be provided.

Please be prepared to follow-up during your Seek and Find time (1st – 4th) with those that raise their hand during Bible Story. Other Gospel Counselors will be available too if you need assistance.

Kinder Leaders, we will have counselors available to you during Bible Story if any child has questions or is making a decision today.

As the children walk in, check each off on your roll sheet (and take roll on phone), place the lanyard with their name tag around their neck, place the wristband on their wrist (add the teal one too if the child has an allergy), and direct them to QUESTION OF THE DAY. (Also, words in **BOLD** are for you to say if that is helpful.)

Once a child is checked in, ask the child to vote on the Question-of-the-Day.

Question of the Day!

Point to the Day 3 Poster

Every day, you'll get to answer a fun Question-of-the-Day. You'll vote for your answer in a special way.

Do you think a whale shark is a whale or a shark?

One at a time, you'll come up and vote with a fish-scale sticker. If you think a whale-shark is a whale, I'll hand you a Pink Scale sticker. But if you think a whale-shark is a shark, I'll hand you a Green Scale sticker!

Point out how the colors of the stickers match the border on the poster, in case kids forget which color is for which vote.

After the child has voted, direct him/her to the VBS Activity Workbook on the tables. (Write the child's name on his/her workbook; he/she will use it all week)

By 9 a.m. if not sooner, you want to be gathered in a huddle or circle on the floor revealing the Question-of-the-Day Answer.

Answer Question-of-the-Day

Point to the Day 3 Question-of-the-Day Poster

Our question for today is, Do you think a whale shark is a whale or a shark?

Let's see which vote got the most answers! Look at the fish scales and ask the kids: **raise your hand if you think there's more pink scales? Let's see...**

Drum roll please (Lead kids in a drumroll by pounding hands on the floor or legs.)

Shark! Although these huge sea creatures are called 'whale sharks', they are not actually whales, but filter-feeding sharks, often referred to as 'gentle giants'. They are the largest fish in the ocean and have cartilage instead of bones, making them true sharks.

Another day learning new facts about sea animals that were created by God! We'll continue to add more fish scales as we add more and more scales to make our big fish colorful!

TREASURE HUNT

As the children walk in, have the group sit together on the floor to engage in our God Sightings and GOSPEL poster activity. Then, the Verse of the Day activity will follow these and be a fun reinforcement of our daily Bible Verse. We moved SNACK time to this rotation; choose to have snack anytime within this time slot. If you do not like this change, feel free to have snack during the Recreation time slot, as before.

We selected certain activities to help the kids learn & retain the Bible story & verse. If needed, there are EXTRA activities provided to ensure your group always has something to do. We hope this time will help you focus on connecting with your kids, as well as help the kids connect with each other. (Also, words in **BOLD** are for you to say if that is helpful.)

GOSPEL DAY

KINDER LEADERS, move straight to God Sightings and Verse of the Day.

1st-4th: Remind kids of the invitation in Bible Story to receive Jesus as their Savior. **“Bow your heads & close your eyes. If you raised your hand that you trust Jesus as Savior in Bible Story, or if you want to do that now, raise your hand so I can see.”**

From here, separate the kids in 2 Groups and follow directions below; Fill out a Decision Card for each child you meet with, please:

<p>Group #1 – Salvation Decisions:</p> <ul style="list-style-type: none"> ➤ Let them confirm they believe in Jesus <ul style="list-style-type: none"> ✓ Keep it simple...they heard the gospel repeatedly ❖ <i>Ex: “Sally, do you trust in Jesus to be your savior?”</i> ✓ Counsel individuals, as needed. Some may have questions, indicating they’re not ready ➤ Pray aloud with them <ul style="list-style-type: none"> ✓ Allows them to “admit” Jesus to God and you: <p>Example Prayer: “Repeat after me...”</p> <ul style="list-style-type: none"> ✓ “God, I am a sinner. ✓ I need Jesus to save me. ✓ I believe Jesus died for me and rose again. ✓ I trust Jesus to be my Savior and Lord.” ✓ Amen.” <p><small>“If you <u>admit</u> with your mouth, ‘Jesus is Lord,’ and <u>believe</u> in your heart that God raised him from the dead, you will be saved.”- Romans 10:9</small></p>	<p>Group #2 – All Others:</p> <ul style="list-style-type: none"> ➤ (“No Decision” is OK) <i>“Maybe you aren’t ready to receive Jesus yet, and that’s OK for now...God loves you. We love you”</i> ➤ (Baptism Decision) <i>“Maybe you already trusted Jesus as savior, and you want to be baptized. Let us know”</i> ➤ Pray with the group ➤ Focus them on Treasure Hunt to keep from distracting Group 1 ➤ Continue counseling others, as required
---	--

As each child finishes up in their group, have them join the craft below. If a child has decided to trust Jesus as their Savior, ensure a Gospel Mailer goes home with him/her.

DO NOT MENTION BAPTISMS. We will contact the parents regarding that option and do not want false motivations to interfere with genuine decisions.

GOD SIGHTINGS

Today we’re learning **God is a friend forever**. God is always there and is always listening. We can talk to God anytime. We can pray for us and for our friends. When people pray for us, that’s a way we see God in action! We feel God’s love through the love of our friends. Let’s share a time when someone prayed for you or with you and write their name or how you felt on your paper fish. Maybe you felt peace or were healed from sickness when someone prayed for you.

Pause and share your own God Sighting and then let the kids have a chance to answer. For Younger kids, write their answer on the paper fish and tape it to the blue sea paper. For older kids, let them write their God sighting on the paper fish and tape it on the blue sea paper themselves.

God puts many people in our lives. He wants us to pray for one another. Let's pray together thanking God for all the people that He has put in our lives and how He always hears our prayers.

VERSE OF THE DAY

Since Jesus is the resurrection and the life, those who believe in Jesus will keep living, even when life on earth stops. *Hold up the Book of John **Treasure Hunt** Booklet and make sure the kids have their booklets with them and Leaders have the sticky arrows to pass out. Open your Book of John **Treasure Hunt** Booklet and let's all turn to John, chapter 11, verse 25. (Hand out a sticky arrow to each kid) Place your sticky arrow so it's pointing to this verse! Now let's say the verse together:*

**"I am the resurrection and the life.
Anyone who believes in Me will live,
even after dying."**

John 11:25

Resurrection means "rise up" or "come back up." Let's all stand up again and use our fingers to follow the words of the verse together in our Book of John **Treasure Hunt** Booklet and then have a seat. Jesus said these words to his friend Martha after her brother had died. Then Jesus did the impossible—He raised her brother from the dead! Everyone was amazed, and many people believed that Jesus really was God's Son.

Bible Verse Walking Path: Take the pieces of paper with words from the Bible Verse and lay out the pieces of paper onto the floor in a path, making sure that the parts are laid out in the correct order. Have the children, one at a time, walk the path saying what's on each page. After all of the children have gone through the path once, take a page away (leaving a blank), and repeat. They will have to say the whole verse filling in the blank. Continue taking away pages until all is gone and they can say the entire verse without any help.

Jesus beat death when He died on the cross and then came back to life again. He proved that He really *is* the resurrection and the life! Jesus lived again, even after dying! Now anyone who believes in Jesus will live, even after dying. Thanks to Jesus, death isn't the end; it's a new beginning! When people die, their lives on earth stop. But when people believe in Jesus, they will *start* living in Heaven forever!

Leaders, if you find yourself with extra time, pick an additional activity from your gray tub. BORED CHILDREN GET IN TROUBLE!

WRAP-UP

Have kids gather either at their tables or on the floor. This is a great time to finish any experiments that the kids didn't get to finish and make announcements / reminders.

We've had a great day at SCUBA. Before we say goodbye, we need to collect the name badges and put them in the designated spot.

Select a youth leader to collect the badges and put them in the designated spot.

ANNOUNCEMENTS:

1. **If you purchased a SUMMER ISLAND shirt, please make sure and wear it tomorrow for pictures.**
2. **We are collecting donations as part of our mission's emphasis at VBS. We are supporting VBS and the impact it has on our community. The donations will go towards VBS and reaching the families that are searching for a new church home. The grade who brings in the most donations wins a special treat on Thursday. **PASS OUT THE DONATION BAGGIES TO EACH KID TO BRING BACK TOMORROW. AND BE SURE TO GIVE ANY NEW KIDS A BAGGIE TO TAKE HOME.****
3. **NEW THIS YEAR! VBS FAMILY EXPERIENCE – THURSDAY NIGHT 6/13!** With worship, drama & baptisms! *****please do not mention baptisms*****
4. **Cottonwood Creek will also still host Hawaiian Waters Family Day on JULY 26th(Friday) with baptisms at 6pm in The Colony.**
5. **Take home your activities from today.**
6. **Be sure to share what you learned each day with your friends and family!**


LEADER NOTES TO PREPARE FOR TOMORROW:

- **Picture Day:** please encourage kids to join you in wearing the SUMMER t-shirt tomorrow; we will attempt a WHOLE group picture in WORSHIP.
- **Leader Lunch:** Children's Ministry will provide a pizza lunch immediately after VBS for workers and their children. Please make sure we counted you today before we place our final order.
- **Clean Up Day:** please plan on cleaning up your room and remove all decorations before you head out for the day.

Kinder-4th graders MUST be picked up by an adult or an older sibling, WITH the SECURITY code.

5th graders self-release no earlier than NOON.

LEADERS, please take a few minutes once the children have been picked up and look over the next day's lesson. Lay out anything needed to help prepare for the day.



God is a friend we can trust.

Bible Story: Jesus calms a storm. (Mark 4:35-41)

Bible Verse: "I am leaving you with a gift—peace of mind and heart." (John 14:27)

Diving Into the Bible

After a long day of teaching along the Sea of Galilee, Jesus gave his followers instructions to cross to the other side of the water. The disciples put their backs into rowing, while Jesus, weary from the long day, quickly fell asleep. Before long, a sudden storm blew in. Gale-force winds stirred up powerful waves that broke over the side of the boat. Jesus' friends panicked! What if the wind tipped the boat over? What if the boat filled up with water and sank? How could Jesus sleep through all this? In terror, the disciples woke Jesus up. Jesus commanded the wind and waves to be silent and still...and they obeyed! An immediate calm settled over the waters.

Connecting With Kids

What storms are kids at your VBS facing? Divorcing parents? Loneliness? Bullying? Food insecurity? A child may even be trying to navigate relationships with others who are facing challenges. At times, kids may feel like Jesus' disciples, asking where Jesus is when hardships swell into a tidal wave of fear, uncertainty, and doubt. What a comfort to know we have a trustworthy friend nearby! God is a friend we can trust to comfort, guide, listen, and love us. Today, bring peace (just like Jesus did!) as you explore with kids what it means to have a trustworthy friend in God.



Why It Matters

Jesus commanded wild wind *and* waves to be still, showing his power and his ability to bring peace. This passage shows kids they can trust God when life's troubles crash around them.

Prepare to Dive In

- Replace the Day 3 Question-of-the-Day Poster with Day 4 and place it on the wall near or on a corner of the Blue Sea butcher paper.
- You will also use the Blue Sea butcher paper for God Sightings. Each day every child will write their God Sighting on the small colorful paper fish and tape it around the big fish-shape with scales.
- Have the take-home Bible verse memory Buddy accessible to pass out to each child towards the end.
- Organize the day's supplies on the table for easy access and store the remaining supplies under the table.
- Set out:
 - Lanyards, name tags, & wristbands to access quickly upon check-in
 - Have the VBS Activity workbooks out on the tables with crayons, markers, and/or pencils. Be sure to write each child's name on his/her workbook. They will use this for the duration of VBS week.
- Prepare your clipboard:
 - Hand sign, roll sheet, extra wristbands, Leader Manual,
 - Class Roster with allergies
- Look over **CLEAN UP INSTRUCTIONS** to follow at the end of the day in the back of this manual.

Items for Every Day:

- Colorful paper fish for God Sightings
- GOSPEL Poster with 5 Velcro pieces
- Book of John **Treasure Hunt** Booklet
- VBS Activity workbook
- Sticky Arrows for booklets
- Crayons/markers/pencils
- sandwich-size plastic bags to take home
- fine-tipped permanent markers (for leaders to use)
- Paper Towels, Wet Wipes, Hand Sanitizer
- Decision Cards & Gospel Mailer
- Name Tags, Tag holders, lanyards



Day 4 Supplies:

- Fish scales (Turquoise/Silver square stickers)
- Day 4 Question-of-the-Day Poster
- Day 4 Bible Verse Poster
- Day 4 Bible Point Poster
- FISHER Bible Memory Buddy Poster
- Aluminum tin, water, printed verse, wooden stir stick
- Take home ¼ verse page to share with others

Welcome

LEADER NOTES

TODAY we will take a **WHOLE** group picture in Worship.

LUNCH will be provided today in the Worship Center right after dismissal for Leaders staying to help clean up the church.

The **GRADE** to raise the most money for our mission will receive a treat! It will be delivered right after **WORSHIP**. Feel free to send it home.

As the children walk in, check each off on your roll sheet (and take roll on phone), place the lanyard with their name tag around their neck, place the wristband on their wrist (add the teal one too if the child has an allergy), and direct them to **QUESTION OF THE DAY**. (Also, words in **BOLD** are for you to say if that is helpful.)

Once a child is checked in, ask the child to vote on the Question-of-the-Day.

Question of the Day!

Point to the Day 4 Poster

Every day, you'll get to answer a fun Question-of-the-Day. You'll vote for your answer in a special way.

If you blindfold a seal, what body part helps the seal find its way, using its whiskers or its tail?

One at a time, you'll come up and vote with a fish-scale sticker. If you think a seal uses its whiskers, I'll hand you a Turquoise Scale sticker. But if you think a seal uses its tail, I'll hand you a Silver Scale sticker!

Point out how the colors of the stickers match the border on the poster, in case kids forget which color is for which vote.

After the child has voted, direct him/her to the VBS Activity Workbook on the tables. (Write the child's name on his/her workbook; he/she will use it all week)

By 9 a.m. if not sooner, you want to be gathered in a huddle or circle on the floor revealing the Question-of-the-Day Answer.

Answer Question-of-the-Day

Point to the Day 4 Question-of-the-Day Poster

Our question of the day is, if you blindfold a seal, what body part helps the seal find its way, using its whiskers or its tail?

Let's see which vote got the most answers! Look at the fish scales and ask the kids: **raise your hand if you think there are more silver scales? Let's see...**

Drum roll please (Lead kids in a drumroll by pounding hands on the floor or legs.)

Whiskers! Seals have whiskers on the sides of their mouths that can detect water movements. In a way, they are the seals' sense of touch. Instead of feeling an actual physical touch, seals use their whiskers to sense little wakes in the water. In fact, as fish swim, they leave a wake behind them. They do so by moving their fins. Seal whiskers can detect the "waves" left by fish swimming in the water and are able to follow their trail.

You all did a great job voting each day on our fun Question of the Day! We kept adding more scales to our fish and look how colorful our big fish is now! *Note: this wall could be a sweet photo opportunity.*

TREASURE HUNT

As the children walk in, have the group sit together on the floor to engage in our God Sightings and GOSPEL poster activity. Then, the Verse of the Day activity will follow these and be a fun reinforcement of our daily Bible Verse. We moved SNACK time to this rotation; choose to have snack anytime within this time slot. If you do not like this change, feel free to have snack during the Recreation time slot, as before.

We selected certain activities to help the kids learn & retain the Bible story & verse. If needed, there are EXTRA activities provided to ensure your group always has something to do. We hope this time will help in focusing on connecting with your kids, as well as the kids connecting with each other. (Also, words in **BOLD** are for you to say if that is helpful.)

GOD SIGHTINGS

I'm so thankful ***God is a friend we can trust!*** Think about a friend that would make an undersea exploration fun & exciting! God fills our lives with people who bring us so much joy. Let's think about those people for our God Sightings today!

Pause and share your own God Sighting for the day, and then make sure everyone has a chance to share. For Younger kids, write their answer on the paper fish and tape it to the blue sea paper. For older kids, let them write their God sighting on the paper fish and tape it on the blue sea paper themselves.

When we take the time to notice all the ways God splashes joy into our lives, we see Him at work all around us!

Wow! The Bible tells us in Psalm 98:7 that the seas and everything in them praise God! Looking at our school of fish, it looks like we have given Him many praises this week! But God Sightings don't have to end when VBS ends. Keep watching for God every day and praising all that He is doing!

GOSPEL POSTER

GOSPEL means Good News! God sent His son Jesus to save us...that was indeed **GOOD NEWS**. **LOOK** at this Gospel Poster, let's put the pieces on it.



- The **Crown** reminds us that **God Rules, He created everything, even you and me, and He is in charge of everything.** *Motion to do together: place hands in a circle over you, as though setting a crown on your head.*
- Next is the **X**. It represents our sin—Sin is anything we **THINK** (point to head), **Say** (point to mouth), or **DO** (put your right fist on your left palm) that **disobeys God. Sin separates us from God and deserves God's punishment of death.** *Motion to do together: Hold both arms in front of you making a large X with your forearms.*
- **BUT, the Cross** reminds us that God provided the perfect solution to our sin problem AND rescues us from the punishment we deserve. **God's solution was sending Jesus, the perfect Gift.** *Motion to do together: Turn your X into a cross by rotating your arms.*
- See the **Gift** picture? Jesus lived on earth perfectly, died on the cross for our sins, and rose again. Because Jesus gave up His life for us, we can be welcomed into God's family for eternity. **This is the best gift ever.** *Motion to do together: Hold hands together in front of you as though handing someone a gift.*
- The **Hands** show us that we respond by believing in our heart that **Jesus alone saves through what He ALREADY did on the cross! Turn from sin—Tell God and others that your faith is in Jesus.** *Motion to do together: Raise both hands into the air in celebration and praise.*

Anytime today, you can pray with a leader if you want to make Jesus your Savior. Tell God you know you sin, and you have faith Jesus came and died for your sins. Tell Jesus you want to follow Him.

How many kiddos can share this from memory?

Let's pray friends. God, you are in charge and worthy of our trust. Thank you for saving us from the consequences of our sin AND guiding us every day. In Jesus' holy name, Amen.

VERSE OF THE DAY

When you're on a submarine, you have to trust that it'll take you way down into the water, then bring you back up to the surface again. Being in a submarine may make some people feel a little claustrophobic. Claustrophobia is the fear of being in a small or closed-in space. Being way under the deep blue sea in a little submarine can make people feel anxious and worried. It's a good thing our Bible verse talks about a gift Jesus gives when we're afraid! Let's check it out.

Hold up the Book of John **Treasure Hunt** Booklet and make sure the kids have their booklets with them and Leaders have the sticky arrows ready to pass out. **Open your Book of John Treasure Hunt Booklet and let's all turn to John, chapter 14, verse 27.** (Hand out a sticky arrow to each kid) **Place your sticky arrow so it's pointing to this verse! Now let's say the verse together:**

**"I am leaving you with a gift – peace
of mind and heart." John 14:27**

Peace from Jesus helps us when we feel troubled or afraid. When we have peace from Jesus, our minds clear and our hearts settle a little bit. Then when we're calm, it's easier to remember that *God is a friend we can trust.*

Let's stand and put motions to this verse:

I am = point up to God with both hands

leaving you = point to your chest with both thumbs

with a gift = put both hands together holding a 'gift' moving forward

peace of = hands in a praying position

mind and = each index finger point to each temple

heart = cross arms over chest in an X position -- **John 14:27**

Did you know that the breath God gives us helps us to have peace, too? When things feel out of control and our hearts are filled with worry, it helps to fill our *lungs* with a deep breath, then let it out slowly. When we take a deep breath, we take in extra oxygen and it helps us to calm down. God designed our bodies to give us peace!

Let's try an exercise and this time we'll breathe and pray! As you breathe in, silently think, "**Thank you, Jesus,**" and as you breathe out, silently think, "**For Your peace.**" Leaders, have your group do this a few times until they are in rhythm together and seem relaxed.

Now let's try an experiment! Paper normally floats; however, today we have some paper that's a bit unusual. Hold up the Bible Verse sheet. What do you think would happen if I put *this* paper in water?

I'm going to drop it in to this bowl and see what happens. Wait a few seconds and stir with the wooden stick. Paper will disappear and words remain. Let the kids walk by and see: **the Bible Verse words are still there just like God is always there and we can trust Him!**

*Give each a child a take home square to share the experiment with someone and explain that **we can trust God because He remains the same yesterday, today and forever!** Put these in a safe place until Wrap-up Time.*

Leaders, if you find yourself with extra time, pick an additional activity from your gray tub. BORED CHILDREN GET IN TROUBLE!

PREPARE TO ROTATE TO YOUR NEXT ROTATION.

WRAP UP

Before we say goodbye, take your name tag gently out of your plastic holder. You can keep the paper part. But hand your lanyard and plastic holder to a Leader so they can place it in the gray tub.

We are so glad you joined us for SCUBA VBS. Hopefully you see how much God loves you, He is real and we can Trust Him! Please come back this evening to celebrate at our Family Experience in the Worship Center at 6pm!

ANNOUNCEMENTS:

1. **NEW THIS YEAR! VBS FAMILY EXPERIENCE – THURSDAY NIGHT, TONIGHT!** With worship, drama & baptisms! *****please do not mention baptisms*****
2. Cottonwood Creek will also still host Hawaiian Waters Family Day on JULY 26th(Friday) with baptisms at 6pm in The Colony.
3. Take home your activities from today.
4. Be sure to share what you learned each day with your friends and family!
5. Make sure each child takes home any items that are theirs: Verse Buddy, VBS Activity Workbook, Book of John *Treasure Hunt* Booklet, water bottles, Bibles, etc.

Kinder-4th graders MUST be picked up by an adult or an older sibling, WITH the SECURITY code.

5th graders self-release no earlier than NOON.

**LEADERS: Thank you for making this week awesome!
We are TRUSTING IN GOD to use the seeds you planted
for His Glory!**



5th GRADE

DIVING DEEPER WITH GOD



5th Grade Schedule:

8:50-9:10	Welcome/ Independent Activities	Chapel
9:10-9:40	Team Icebreakers	Outside
9:40-9:45	Transition	
9:45-10:00	Large Group Lesson	Chapel
10:00-10:05	Transition	
10:05-10:25	Small Group Discussion	Atrium
10:25-10:55	Rec and Snack	Outside
10:55-11:00	Transition	
11:00-11:45	Worship	HOW
11:45-11:50	Transition	
11:50-12:00	Wrap up and Dismissal	Chapel

All activity instructions and materials will be provided. Youth Ministry will play a huge role in this year's VBS experience for our 5th Graders as we transition them to the YOUTH Ministry.

5th Graders will NOT have a wristband; however, their name tag will be printed on colored tags.



LEADER APPRECIATION LUNCH

Please plan on joining us for a Leader Appreciation Lunch on Thursday, June 13th immediately following VBS. We will provide pizza and drinks for Leaders and their children in the back of the Worship Center!

We want to say a **SUPER BIG THANK YOU** for making VBS successful!

Clean Up Day – Instructions

Let's leave things better than we found them please.

- Please throw away ALL butcher paper, streamers, dried markers, etc. in the large trash bag provided.
- Please remove all tape, etc. from the walls and doors.
- Please safely remove and collect the pins used to hang things on the curtain walls. We would like to reuse these if possible.
- Please place any **decorations** (themed items) you would like to donate to the other churches (where VBS programs are later in the summer) between the two big trees downstairs. The items will be picked up at 1 p.m. today.
- Please return ALL **supplies**, gray tubs, extras, etc. to the designated spot on your floor.
 - Downstairs: between fish tank and 'Creek Kids Welcome Center'.
 - Upstairs: top of stairs near A200 and Youth Ministry Offices.
- Please place your trash bag outside your doorway.

Thank you very much for all your help this week. We truly appreciate ALL you have done to make this week successful; we couldn't have done it without you! **We would love to hear your feedback. Be on the lookout for an electronic survey coming to your email soon.** If you prefer a paper copy, please let us know!

the **GOSPEL** **GOD'S PLAN FOR ME**

gos·pel – *noun*. good news. the message about Christ, the kingdom of God, and salvation.



GOD RULES.

The Bible tells us God created everything, including you and me, and He is in charge of everything. *Genesis 1:1; Revelation 4:11; Colossians 1:16-17*

"In the beginning God created the heavens and the earth."—Genesis 1:1



WE SINNED.

We all choose to disobey God. The Bible calls this sin. Sin separates us from God and deserves God's punishment of death. *Romans 3:23; 6:23*

"All have sinned and fall short of the glory of God."—Romans 3:23



GOD PROVIDED.

God sent Jesus, the perfect solution to our sin problem, to rescue us from the punishment we deserve. It's something we, as sinners, could never earn on our own. Jesus alone saves us. *John 3:16; Ephesians 2:8-9*

"For God so loved the world that he gave his one and only Son, that whoever believes in him shall not perish but have eternal life."—John 3:16



JESUS GIVES.

He lived a perfect life, died on the cross for our sins, and rose again. Because Jesus gave up His life for us, we can be welcomed into God's family for eternity. This is the best gift ever! *Romans 5:8; 2 Corinthians 5:21; 1 Peter 3:18; Ephesians 2:8-9*

"God shows his own love for us in this: While we were still sinners, Christ died for us."—Romans 5:8



WE RESPOND.

Believe in your heart that Jesus alone saves you through what He's already done on the cross. Repent, turning from self and sin to Jesus. Tell God and others that your faith is in Jesus. *John 14:6; Romans 10:9-10,13*

"If you admit with your mouth, 'Jesus is Lord,' and believe in your heart that God raised him from the dead, you will be saved."—Romans 10:9



**Cottonwood Creek Family Day
Hawaiian Waters, The Colony
Friday, July 26 2023 | 6:00 - 9p.m.**

Event Details:

- Exclusive event for Cottonwood Creek families and friends.
- Tickets valid Fri, July 26 during public hours 10:30 a.m.-6:00 p.m. **plus** our exclusive time from 6:00 - 9:00 p.m. (exclusive hours wristband required)
- Tickets valid all summer 2024
- Hawaiian Waters Code of Conduct applies. See Hawaiianwaters.com under Park Rules.

Ticket price:

- \$20.00, **ONLY** available at Cottonwood Creek prior to event
- Age 2 and younger – free
- No refunds

Additional Pre-Purchase Options: *Preferred use on Friday, July 26, 2024*

- Meal Deal (hot dog, chips, and one drink) - \$8
- Unlimited Drinks - \$6

Additional Park Cost:

\$17 charge applied at Hawaiian Waters for each container/cooler of food and/or drink. Restrictions: no fast foods, alcohol, glass containers or knives. See Hawaiianwaters.com for additional information.

What if I have a Season Pass?

Season Pass holders purchase an \$8 add-on ticket at the **GROUP WINDOW** upon arriving at the park and must show Season Pass. At that time, an exclusive hour's wristband will be given. The add-on ticket will get you into the Cottonwood Creek Exclusive Hours.

How many tickets can I buy?

Unlimited or until sold out. The tickets are good for one-time entry into Hawaiian Waters – The Colony location all summer long. **NOTE: The Season Pass add-on ticket is only valid July 26, 2024.**

What if I purchase a ticket and can't come to the exclusive night?

The ticket can be used any time this summer, it is good for a one-time entry into The Colony location.

Can anyone attend the exclusive night?

Yes, we welcome all our Cottonwood Creek families and friends and encourage them to use this as an outreach opportunity to invite others.

Can I purchase tickets at the gate?

No, tickets must be purchased **prior** to arrival to receive this price and entry into the exclusive event.

Can I purchase food there? Yes, the Café will be open until 8:30 p.m. Several kiosks with treat-type items will stay open until 8:45 p.m.

EXTRA ACTIVITIES



BORED CHILDREN TEND TO GET IN TROUBLE! HERE ARE EXTRA ACTIVITIES THAT ARE EASY TO DO WITH LITTLE TO NO SUPPLIES!

MONDAY EXTRA ACTIVITIES:

Use these Monday ideas any day this week.

"I AM" STATEMENTS

Time needed—5 -10 minutes

Materials: Book of John *Treasure Hunt Booklet*/colored pencils

Gather your kids together and hand out their Book of John *Treasure Hunt* booklets.

The Gospel of John in the Bible contains seven "I am" statements that help explain Jesus' ministry and connect him to the Old Testament's revelation of God. The first I AM statement is "I AM the bread of life." We're going on a treasure hunt to find 'I AM' statements. Let's open our Book of John *Treasure Hunt booklet* and see if we can find the first 'I AM' in Chapter 6? Have the kids highlight the 'I AM' statement with a colored pencil. For a bigger challenge, have them continue to find all seven 'I AM' statements in the book of John.

Leaders, sshhh, here are the answers:

John 6:35 – I AM the Bread of life

John 8:12 – I AM the Light of the world

John 10:7-9 – I AM the Gate for the sheep

John 10: 11,14 – I AM the Good Shepherd

John 11:25 – I AM the Resurrection and the Life

John 14:6 - I AM the Way, the Truth and the Life

John 15:1-15 – I AM the True Vine

Would You Rather?

Time Needed: 10 minutes or less

Materials: space for kids to move in response

Gather your kids together.

Would You Rather is a game that you get to choose one or the other. I will read two items and you choose which one you prefer – one will be on my right and the other will be on my left. For example, 'Would you rather have vanilla then go left or chocolate and go right'.

See the list below, feel free to come up with others:

Would you rather have x-ray vision or breathe under water?

Would you rather play dodge ball or hide & seek?

Would you rather create a new holiday or a new sport?

Would you rather be stranded on an island with your parents or teachers?

Would you rather do math all day or read all day?

TUESDAY EXTRA ACTIVITIES:

Use these Tuesday ideas any day the rest of the week.

LAND, SEA, & AIR

Time needed—5 minutes or less

Materials needed: ENERGETIC KIDS, Painters Tape

HOW TO PLAY LAND, SEA & AIR

First determine which part of the floor is "land" and which is "sea". If you are using tape, lay down a long piece. The area in front of the tape is "sea"; the area behind the tape is "land".

Next, in the mode of "Simon Says," you need one person to be the leader.

The leader calls out one of three directions: Land, Sea or Air. When he/she says, "Land!" kids jump into the land area. When he/she says, "Sea!" kids jump into the sea. When she says, "Air!" kids jump as high into the air as they can.

The best part? There are no losers, everyone is a winner!

Play continues until everyone collapses on the ground laughing.

Starfish Fun - God is friend who loves...

Time Needed: 10 minutes

Materials: tennis ball

Gather your kids together.

Starfish fun: Have all the children sit in a circle on the floor with their legs out and their feet touching. Make two circles if needed. This should create a starfish shape. While sitting in the starfish shape, roll a ball around the circle and repeat the bible point with the name of the person they're rolling the ball to. For example, "God is friend who loves Susie" and roll the ball to Susie. Then it's Susie's turn to roll it to the next friend. Continue to roll the ball until everyone has had turn.

WEDNESDAY EXTRA ACTIVITIES:

Use these Wednesday ideas today or tomorrow.

Telephone Game

Time Needed: 5-10 minutes

Materials: none

Make one big circle. Start with one child and whisper in their ear one of the following statements below. Then they will whisper the phrase to the friend on their right and it will continue to be whispered to the friend on their right until it makes it all the way around the circle. The last person reveals the statement by saying it out loud for everyone to hear.

Funny statements or feel free to create you own:

Happy Hippo hopped and hiccupped.

She sells seashells by the sea shore.

Anyone who believes in Me will live.

Fuzzy wuzzy was a bear and fuzzy wuzzy had no hair.

THURSDAY EXTRA ACTIVITIES:

Use these Thursday ideas anytime.

VBS Review – How much do you remember?

Time needed—10 minutes or less

Materials: set of paper cards-Bible Point, Story, Verse & Buddy

What do you remember from this week? Create two teams. They each will get a set of paper cards that includes the Bible point, Story, Verse and Buddy. At one end of the room there will be a blank sheet with squares. They will need sort the cards per day and put them in the correct order.

You will hand a card to each of the players in line on each team. The first players in line will walk down to the blank square sheet and place the paper card in the correct square. They'll come back and tag the next person in line and then the next person in line will walk down to the sheet and place their card. Then, come back and tag the next person in line and then go to the back of the line. Continue until all the blank squares are filled in and all days are in the correct order. First team to complete it correctly wins!

High Risk / Low Risk

Time needed—10 minutes

Materials needed: Risk cards (2 colors)

A set of Risk Cards will have some cards that are low risk and some cards that are high risk. Low risk cards may have things on them such as "shake hands with each person in the class," or "tell the class something good that happened to you this week." High risk cards may have things on them such as "do a one-minute dance."

In a clear area of the room, have kids sit in a circle. Place a pile of low risk cards and a pile of high risk cards in the center of the circle.

Choose one person to begin. That person is to go to the center of the circle and pick a card off the top of either pile and read it to him/herself. If the person decides to take the risk (Challenge by Choice) he/she then reads the card out loud to the group and then does the thing on the card. The card is placed at the bottom of the pile and the next person in the circle takes a turn. If the person decides not to take the risk, he/she may put the card back and choose another card. He/she may choose to take that risk or not. If he/she chooses not to take that second risk, his/her turn is over.