



NOAH AND THE FLOOD

BABY/ TODDLER LESSON

BIBLE POINT:

God wants us to trust Him.

BIBLE VERSE:

"I am God all-powerful. Obey me and live the right way." Genesis 17:1



SCHEDULE

Activity

Prayer

Worship

Bible Story

Craft

ACTIVITY:

Talk to your child about the Bible. Talk about how it is God's Word. We read it so we can learn about God and what God wants us to do. God wants us to share with others.

Provide your child with blocks and stuffed animals to build and fill their own ark. If you don't have blocks, you could also use pillows or books.

For older children, you could use a laundry basket, sheets, and stuffed animals. Have them sit in the laundry basket with their stuffed animals during story time too.

PRAYER:

It is so important that you pray with your baby/toddler. Pray for your child's salvation. Demonstrate how to pray, folding your hands, bowing your head. Teaching prayer begins during infancy. You may pray yourself or use the following prayer.

Prayer: "Dear God, thank you for this day. Please help us to be good listeners and learn about Noah and your great plan you had for him and his family. We love you. In Jesus' name I pray, Amen."

WORSHIP:

Sing "The Army, Army Song (Rise and Shine)".
Click link below to watch and sing along.

→ <https://youtu.be/DSxd9JVE3r4> ←

While singing with your baby/toddler, rock them back and forth and interact with them. Let them learn that singing songs about the Lord is a wonderful sweet way to learn about God and bond with you.




BIBLE STORY:

Hold up the Bible, "**This is the Bible. We love our Bible. It is the Word of God. The Bible is truth.**" Hug the Bible to your chest. "**Let's pat our Bible.**" Take the baby/toddler's hand and have them pat the Bible. Read the story with enthusiasm to capture their attention.

Babies and Toddlers:

Hold up the teaching picture attached to this lesson or read the story from a Children's Bible. Story comes from Genesis 6-8.

"Once Noah finished building the ark, his big big boat, it was time to bring the animals inside. God told Noah take two of EVERY animal into the ark. Noah took the monkeys, the horses, the kangaroos, the piggies, two of every animal like God said into the ark. As soon as everyone was inside, the rain began to fall. And fall, and fall. (use hands and finger to create rain falling down.)



The ark rocked this way and rocked that way.
(rock side to side) Finally the rain stopped,
but everything was covered by water. Noah
sent out a dove to find some land. The dove
came back with an olive leaf. Noah was so
happy he knew that meant there was land!

The ark came to rest on a big mountain.
(make a mountain with your hand) God put a
beautiful rainbow in the sky that day. It was
a sign of his promise to never flood the
whole earth again!



Noah listened to God and obeyed God. We
can do the same thing and do what is right!

TIME TO TALK:

As you change diapers, wash hands, rock,
play with, and console your baby/toddler
take time to talk about the Bible story.

AFFIRMING STATEMENTS:

God protected Noah and his family
God is faithful and keeps His promises
A rainbow is a sign of God's promise



TEACHING PICTURES



TEACHING PICTURES



CRAFT:

Craft attached. For this craft, talk to your child about the lesson. Talk about how Noah obeyed God and God kept Noah and his family safe. God put a beautiful rainbow in the sky as a promise to never send a flood that covers the whole world again. Once your child is done, end in prayer.

