



**COTTONWOOD CREEK CHURCH
VOLUNTEER GUIDE
VBS 2025**

**Thank you for making VBS possible!
May the Lord be glorified in and through you as children
come to know Him!**

TABLE OF CONTENTS

What is Expected of Me?	3
Staff Contact Information	4
TRUE NORTH VBS Overview	5
Rotation Schedules	6
Rotation Summaries	7
Decorating Info, Dos, & Don'ts	8
Things to Note	10
First Day Processes	12
SMALL GROUP DETAILS: WELCOME & IMAGINATION STATION	
MONDAY	13
Gospel Poster wording & motions	17
TUESDAY	21
WEDNESDAY	29
Example Prayer to Pray with Child	33
THURSDAY	37
5 th Grade Specifics	46
Other Notable Items	
Volunteer Appreciation Lunch	48
Clean Up Instructions	48
Gospel Poster	49
Hawaiian Waters Information	50
EXTRA Activities: BORED Children get in TROUBLE	51

What is Expected of Me?


Thank you for serving alongside your CREEK KIDS ministry team! We expect God to do mighty things and are excited to point kids to what is TRUE in this wild world. It is all possible because you sacrificed your time and energy for children to learn about our SAVIOR! So now you might be asking, what have I committed to? That is fair, hopefully this will help:

1. Be in prayer. Join our team in praying every morning at 10:02 for VBS! Luke 10:2 says *"He told them, 'The harvest is plentiful, but the workers are few. Ask the Lord of the harvest, therefore, to send out workers into his harvest field.'"*
2. Get excited! Kids can tell if we are just going through the motions or if we are invested in the experience! Let your inner child come out and play!
3. Think about how to make your space inviting, colorful, and FUN! We have ideas building on our Leader Resources tab on our church website. Some leaders LOVE to decorate—others get overwhelmed. KEEP IT SIMPLE. THINK—COLOR—COLOR—COLOR. Reach out to our team if we can be of help! Please note the DECORATING DOS & DON'TS page in this manual.
4. Plan to get organized SUNDAY, JUNE 8th. Most spaces will be ready to access at 3 p.m. It will be helpful for the week if you plan to meet up with your team on this day to make sure you are ready. If you do not know who your team is, please reach out to our staff.
5. Please make sure you are prepared for the next day before you leave by going through the BEFORE YOU HIT THE TRAIL section of the day's information.
6. LOVE ON KIDS! The whole week, no matter what is thrown at us, may LOVE be the trait that surpasses all others! We have planned many things, however, understand connecting with the kids and your other leaders, is a major goal of VBS.



STAFF CONTACT INFORMATION

Name	Title	Phone	Email
Children's Ministry			
Dave Marsh	Children's Pastor	972-838-5040	david.marsh@cottonwoodcreek.org
Shareen Feltner	Children's Assistant	469-774-0935	shareen.feltner@cottonwoodcreek.org
Elementary Team			
Kelly Kitch	Elementary Minister	817-891-2222	kelly.kitch@cottonwoodcreek.org
Elizabeth Dodd	Large Group Director	214-491-0455	elizabeth.dodd@cottonwoodcreek.org
Tawni Newman	Elementary Director	972-302-1588	tawni.newman@cottonwoodcreek.org
Candace Cirrone	Elementary Director	910-797-6473	candace.cirrone@cottonwoodcreek.org
Becky Coburn	Elementary Director	518-791-5365	Becky.coburn@cottonwoodcreek.org
Early Childhood Team			
Catherine Hathaway	Early Childhood Minister	972-743-6001	catherine.hathaway@cottonwoodcreek.org
Brittany Basinger	Nursery Director	210-323-1246	brittany.basinger@cottonwoodcreek.org
Leda Blas	Pre-K & Kinder Director	469-952-4032	leda.blas@cottonwoodcreek.org
Caley Cekinovich	2s & 3s Director	972-984-8251	caley.cekinovich@cottonwoodcreek.org

Cottonwood Creek Church	
	www.cottonwoodcreek.org
Creek Kids	
	cottonwoodcreek.org/kids
	Cottonwood Creek Kids
	facebook.com/CottonwoodCreekKids
	CottonwoodCreekKids
	www.youtube.com/cottonwoodcreekkids



TRUE NORTH VBS OVERVIEW

	Monday	Tuesday	Wednesday	Thursday
BIBLE STORY	John prepares the way and baptizes Jesus. Matthew 3; 11:1-6	A Roman officer trusts Jesus. Matthew 8:5-13	Jesus dies and comes back to life. Matthew 26:47-28:8	Jesus gives the Great Commission, and the Holy Spirit comes. Matthew 28:16-20; Acts 2:1-12
BIBLE POINT	When we wonder, we can trust Jesus!	When we feel powerless we can trust Jesus!	When we need hope, we can trust Jesus!	When we need help, we can trust Jesus!
BIBLE VERSE	"Anyone who listens to my teaching and follows it is wise." Matthew 7:24	"Don't be afraid," he said. "Take courage, I am here!" Matthew 14:27	"And his name will be the hope of all the world." Matthew 12:21	"I am with you always, even to the end of the age." Matthew 28:20
BIBLE BUDDY	PONDER the sea otter	KODY the bear	EARNEST the bald eagle	BRUCE the moose
IMAGINATION STATION	Compass	Let it Snow	Gospel Northern Lights	Pencil
SNACK	Cheez-Its	Fruit Snacks 2x per child	Chips	Cookies



ELEMENTARY ROTATION SCHEDULES

	Kindergarten	1st	2nd	3rd	4th	5th
0900 – 0910	Welcome	Welcome	Welcome	Welcome	Welcome	GO TO THE STUDENT BUILDING
0910 – 0915	Transition	Transition	Transition	Transition	Transition	
0915 – 0945	Imagination Station & Snack	Recreation 9:15-9:40	Bible Story	Recreation 9:15-9:40	Bible Story	
0945 – 0950	Transition	Transition	Transition	Transition	Transition	
0950 – 1020	Recreation 9:50-10:15	Bible Story	Imagination Station & Snack	Bible Story	Imagination Station & Snack	
1020 – 1025	Transition	Transition	Transition	Transition	Transition	
1025 – 1055	Bible Story & Bathroom	Imagination Station & Snack	Recreation 10:25-10:50	Imagination Station & Snack	Recreation 10:25-10:50	
1055 – 1100	Break	Transition	Transition	Transition	Transition	
1100 – 1145	Worship	Worship	Worship	Worship	Worship	
1145 – 1150	11:40 go to room	Transition	Transition	Transition	Transition	
1150 – 1200	Wrap-Up	Wrap-Up	Wrap-Up	Wrap-Up	Wrap-Up	

ROTATION SUMMARIES

Welcome

As an adult leader greets and checks-in each child, the other leaders will ensure wristbands and name tags are on. The children will answer the Question of the Day and have a VBS Activity Workbook to work through.

Bible Story

Escort your children to the Worship Center for Bible Story and stay to help monitor your class during the story time. Make sure your hand sign is visible in your lap for staff to locate your group quickly.

Imagination Station

The activity instructions are in this packet. This time will be spent presenting the Gospel DAILY, as well as, reinforcing the Bible lesson for the day with a hands-on activity. The supplies needed will be in your gray tub. It is up to the leaders whether you offer snack at the beginning of this time or the end. Leaders can pick up snack outside of kitchen area downstairs.

Recreation

Please escort your children to Recreation outside, in the South-side of campus and plan to stay to supervise and engage with your children.

Worship

Please take your class to the Worship Center. During worship, please keep your group in their grade level designated rows; have a leader sit at the end of each row to help monitor the group. **Do not allow them to stand on a seat.** Kids should remain in their seated area, not in the aisle or toward the stage. This year's drama will be FUN and more interactive. There will be characters in the aisles at different times during the drama. Help ensure kids stay seated and out of the aisles.

Wrap-Up

Help the kids collect their items, cover announcements, and prepare for dismissal.

DECORATING INFO, DOS, & DON'TS

Room & door decorating can start as early as May 29*, with these exceptions:

*If you are assigned a room that must be built (wooden walls, pipes and drapes, etc.), unfortunately you cannot decorate until Sunday, after 3 p.m. June 8th once the dividers are put into place. These rooms include the Atrium, the Gym, B109, B111, A234, A254, A256, and A212.

Rooms will only be accessible AFTER Skylark has left for the day (M- F). You will be able to come in during evening hours of this week or create items at home and put things together in your space starting on June 8th.

All decoration must be completed by end of the day, Sunday, June 8th.

Each room will be provided with a laminated poster that will have their grade and wristband name on it to help parents find the right room. Please account for this in your **doorway decorations**.

A decoration supply table will be located near the fish tank downstairs throughout the week. Additional resources and die cuts are in the Resource Room (Trail 2: Room A129). You are welcome to use any supplies; however, please return the supplies to their place when you are finished. Please be thoughtful when decorating your room and consider that all rooms need decorations. We have ideas on our church website: cottonwoodcreek.org/vbs, then follow leader links.

The overhead projector will be out M-F from 8:30 a.m.-5:00 p.m., the week of May 29th. If you need it after hours, please check it out from the facility's office.

Please note that if you choose to purchase any additional supplies, the Children's Ministry will not be able to reimburse that expense. You can search for TRUE NORTH decorating to find suggestions from sites like, Group.com, Oriental Trading, Pinterest, etc.

Decorating Info, Dos, & Don'ts Continued:

- Please do not use lights that need to be plugged in.
- If you want to hang items from the ceilings, you are limited to using the clips that are already in place. Do NOT move the preplaced hooks.
- Ensure the window on the door is not covered.
- Please use Mavulus or blue painters tape or sticky tack on the doors. DO NOT USE STAPLES, SCOTCH TAPE, OR MASKING TAPE ON DOORS or WALLS. No command hooks or strips. Do NOT USE TAPE on the Atrium Floors.
- Staples MAY NOT be used on ANY walls or doors! Use 'T' pins on partitions.
- Use only a pencil to trace a transparency on paper against the wall. Markers or pens may bleed through the paper.
- NO glitter please, we really want to keep Facilities happy.
- If you borrow the overhead and are using it after “normal” hours (8:30-5:00), please return it to the facility’s office across from the supply table near the fish tank.
- If you use the last of a supply, please let Shareen Feltner know in A145.
- If you bring your kids with you to decorate, please make sure that you keep them under your close supervision.
- Please clean up after yourself when the decorating is complete, replace items, throw away miscellaneous scraps and any items that you might bring with you, i.e., food containers.
- If you have any questions or need anything, see Shareen Feltner.
- If your room does not have a ceiling, please do NOT make a paper ceiling or canopy, as that is considered a fire hazard.

HAVE FUN WITH IT!

THINGS TO NOTE

- **Summer T-shirts**

On sale at the VBS booth for \$15 each. Shirt purchases help offset the cost of VBS. We hope that children and adults will purchase t-shirts to wear throughout the week.

VBS Staff can be found wearing DARK BLUE during the week of VBS.

- **Child/Adult Protection**

- If a background check is needed, look for a separate email from Shareen Feltner. It's a 2-step process to complete, so your immediate attention is appreciated.
- RULE OF 3: Do not be alone with a child in a secluded area – always have one other adult present.
- You will be notified if a child specifically asks not to have their pictures posted or be videoed; however, we ask that you do not take pictures of children and post them to your personal social media sites.
- Cell Phone Usage – Please limit cell phone usage to focus your time and energy on the kids.

- **Imagination Station**

All supplies should be in your gray tub; if you need anything, visit the INFORMATION/SUPPLIES locations--downstairs at the KID CARE desk near the fish tank, or upstairs in the leader snack room A238.

- **Kids Snacks**

Located outside of the kitchen area downstairs. Assign one leader to pick-up snack and then return unused snacks and water pitchers to the kitchen each day as soon as you are finished.

- **Adult & Youth Leader Snacks**

Located DOWNSTAIRS, B124. Determine a rotation schedule for each leader to go quickly to select their snack and drink for the day. Bible Story or Worship are great times to arrange this, however, note a snack cart will come around during Recreation for you.

- **Nurse Station**

The nurse station is located downstairs at the Welcome Desk. If one of your students does get sick or injured, please have ONE leader take them to the nurse and then return to class. The nurse will either bring the child back to your classroom or let you know that they have been picked up. There will be Band-Aids in your supply bucket if that is all that is needed.

- **Discipline**

Handle all issues with patience, love, and respect. We are here to help you if you have a discipline issue, locate a staff member or hall monitor to assist you. Text/call Kelly for assistance: 817-891-2222.

- **Youth Leaders**

We are counting on our Youth to be strong, responsible leaders. Kids LOVE them and will respond well to them, making it a positive experience for everyone. Youth should be reminded that they are LEADERS and need to set a good example. Sponsors are responsible for their behavior. Help assign youth leaders specific jobs each day, so they will know what to do.

Some examples of youth friendly tasks:

- pick- up and return the snacks every day
- help write kid's names on their name tags
- help with Question-of-the-day / arrival activities
- during any hands-on activities, have them walk around and help kids

FIRST DAY PROCESSES

First Day, June 9th:

Be in your classroom at 8:30 a.m. Monday through Thursday:

Children of leaders, Birth to 5-year-old can be dropped off at 8:30 a.m.

Children of leaders, who have completed Kinder through 5th grade, can head to their class at 8:40 a.m.

DO NOT RECEIVE NON-LEADER KIDS BEFORE 8:45 a.m.

- Check-in Procedures – Children will check-in and check-out of your room each day. Pre-registered children will receive an email the night before VBS with their classroom assignments. Room rosters & campus maps will be posted throughout the building.
- Check children in as they arrive; all the items needed will be in your gray tub. NOTE: you will have 1 copy of your roll. The white copy will remain with you always. The group point of contact (POC) will take role at the link that will be texted each morning to his/her phone. Please check in all leaders and children. The printed one is backup in the event our system is down.
- Verify that each child is on your roll sheet by checking their name off; if they are not on the roll sheet, they **must go** downstairs to register or give you a YELLOW card verifying they have been registered and are in the correct group.
- Give each child your designated wristband, as well as an allergy band if applicable.
- Remind parents that Kinder-4th **must be picked up by an adult or older sibling**. Also, only 5th graders are dismissed on their own and should identify a meeting location or pick-up plan.
- Fill out the name tag and instruct the child that it must be worn at all times.

Tuesday-Thursday New Student Process:

New students should check in at the downstairs registration table. After they register, they will be given a **YELLOW card** to bring with them to class. This card will indicate that they should be added to your roll by handwriting their name on your roll sheet. The pickup code should be on it, so encourage the parent to take a picture of the card before leaving if a note card was not provided at registration.

DO NOT RECEIVE A CHILD WHO IS NOT ON YOUR ROLLSHEET!!!

When we wonder, *we can trust Jesus.*

Bible Story: John prepares the way and baptizes Jesus. (Matthew 3; 11:1-6)


Bible Verse: “Anyone who listens to my teaching and follows it is wise.” (Matthew 7:24)

Bible Insight

Jesus’ cousin John came with unconventional clothes, a pauper’s diet, and a bold message: “Repent, for the Kingdom of Heaven is near.” Meaning? Jesus—the Messiah and fulfillment of God’s kingdom on earth—is *here*! John proclaimed Jesus’ power and authority. He resisted the very idea of baptizing Jesus, the one who would baptize with fire and the Holy Spirit! While John adamantly proclaimed Christ, even *he* had questions about Jesus. From prison, John sent a message to Jesus, asking, “Are you the Messiah we’ve been expecting, or should we keep looking for someone else?” John’s circumstances may have caused him to wonder if (and when) Jesus might take political action. Scholars ponder if John may have assumed the Messiah would be the one to rescue God’s people from Roman rule—as many Jews of the time anticipated. However, Jesus had a greater mission than anyone could comprehend. He came to save *the world* from sin. Such love and compassion go beyond anything we can understand or imagine!

Connecting With Kids

Kids’ curiosity can be intimidating—and a bit wearying. They have so many questions, many of which we simply can’t answer. And when it comes to questions about Jesus, God, or the Bible, adults can *really* feel overwhelmed and underprepared. But we don’t have to have all the answers! Sometimes our wonderings can lead to true *wonder*, as we discover the mystery and marvel of God. Today, celebrate curiosity and questions. Point kids to Jesus, a trustworthy and true friend who will guide us as we seek to know and understand him better.



Pointing to Jesus

People (even John the Baptist) wondered about Jesus. This passage can encourage kids that it’s okay to ask questions about Jesus—he will always help us find the truth.

Before You Hit the Trail

- Before Day 1, decorate your room (KEEP IT SIMPLE). Leave room on one of the walls to hang the Blue Sky butcher paper with the mountains. *Note: need room on the paper for about 100 'stars' and trees total to fit.*
- Hang the Blue Sky butcher paper on a wall where kids can reach it. Put the Question-of-the-Day Poster near or on a corner of the Blue Sky butcher paper. You will also use the Blue Sky butcher paper for God Sightings. Each day every child will write their God Sighting on the small paper tree and tape it on the Blue Sky paper.
- Have the take-home Bible verse memory Buddy accessible to pass out to each child towards the end.
- Organize the day's supplies on the table for easy access and store the remaining supplies under the table.
- Set out:
 - Lanyards, name tags, & wristbands to access quickly upon check-in
 - Have the VBS Activity Workbooks out on the tables with crayons, markers, and/or pencils. Be sure to write each child's name on his/her workbook. They will use this for the duration of VBS week.
- Prepare your clipboard:
 - Hand sign, roll sheet, extra wristbands, Volunteer Manual
 - Class Roster with allergies



Items for Every Day:

- Paper tree for God Sightings
- Northern Light Stickers for Question-of-the Day
- GOSPEL Poster with 5 Velcro pieces
- VBS Activity Workbook
- Crayons/markers/pencils
- Sandwich-size plastic bags to take home
- Fine-tipped permanent markers (for leaders to use)
- Paper Towels, Wet Wipes, Hand Sanitizer
- Decision Cards & Gospel Booklet
- Name Tags, Tag holders, lanyards
- VBS Donations Baggies

Day 1 Supplies:

- Day 1 Question-of-the-Day Poster
- Northern Light stickers for Question-of-the-Day (holographic star stickers)
- Paper trees
- Day 1 Bible Verse Poster
- Day 1 Bible Point Poster
- PONDER Bible Memory Buddy Poster
- Compasses for every child
- Take home buddy: Ponder the Otter
- Extra Activities

Welcome

LEADER NOTES

Some suggestions on roles as children arrive:

- An adult Leader should greet each child and check present on the Roll-Sheet
- Assign someone to get the child's name tag and wristband on them
- Youth Leaders can engage each child with the Question-of-the-Day & VBS Activity Booklet.

As the children walk in, check each off on your roll sheet (and take roll on phone), place the lanyard with their name tag around their neck, place the wristband on their wrist (add the teal one too if the child has an allergy), collect offering if they brought any, and direct them to QUESTION OF THE DAY. (Also, words in **BOLD** are for you to say if that is helpful.)

Once a child is checked in, ask the child to vote on the Question of the Day.

Question of the Day!

Point to the Day 1 Poster

Every day, you'll get to answer a fun Question of the Day. You'll vote for your answer in a special way.

Would you rather juggle rocks or float in the sea?

If you would rather juggle rocks, I'll hand you a red northern light sticker to put in our sky. If you would rather float in the sea, I'll hand you a blue northern light sticker to put in our sky.

After the child has voted, direct him/her to the VBS Activity Workbook on the tables. (Write the child's name on his/her workbook; he/she will use it all week)

By 9 a.m. if not sooner, you want to be gathered in a huddle or circle on the floor to review the Question of the Day and transition into God Sightings.

Review the question of the day with the kids, point out which color received more votes, and then prompt them to do the following:

If you voted that you'd rather juggle rocks, pretend to juggle! If you voted that you'd rather float in the sea, lean your head back and stretch your arms out to your sides! Fantastic! We're going to have FUN answering our question each day and adding northern lights to our sky to remind us about our True North!

Now talk about God Sightings. Now let's talk about God Sightings.

GOD SIGHTINGS

Today we're learning that *when we wonder, we can trust Jesus*. Sometimes people have a hard time believing God is real, because we can't see God. But God is active in our everyday lives! God is present, passionate and powerful. What are some ways you know that God is present in your life? (sunset, sunrise, stars in the sky, moon, rain, mountains, clouds, etc.) Pause and let the kids call out some responses.

This week, we'll practice looking for what God is doing and we call those God Sightings! A God Sighting could be a beautiful sunset or sunrise, a hug from a friend, or encouragement from your leader!

God Sightings help us be aware of God's creation and how He takes care of us every day by providing for all our needs! Let's make a habit to keep an eye out for the overwhelming evidence that God is doing great things all around us! Each morning, we will write our God Sightings on the paper trees and watch our Alaskan forest grow!

For Younger kids, write their answer on a paper tree and tape it to the Blue Sky butcher paper. For older kids, let them write their God sighting on the paper tree and tape it on the Blue Sky butcher paper themselves.

PREPARE TO ROTATE TO YOUR NEXT ROTATION.

IMAGINATION STATION

Knee-to-knee circles ensure that kids are sitting close enough to hear each other during discussions. If necessary, demonstrate what "knee-to-knee" looks like. Having them automatically form these circles will make the week run much more smoothly.

As the children walk in, have the group sit together on the floor to engage in our GOSPEL poster activity. The IMAGINATION STATION activity should follow this and be a fun reinforcement of our daily Bible lesson and point of the day. Choose to have snack anytime within this time slot.

We have selected the most hands-on activity for you to do with your group, however there are EXTRA activities provided to ensure your group always has something to do. Take time to focus on connecting with your kids, as well as helping the kids connect with each other. (Also, words in **BOLD** are for you to say if that is helpful.)

GOSPEL POSTER

God loves you so much! GOSPEL means Good News. God sent His son Jesus to save us...that was indeed GOOD NEWS and an act to show JUST HOW MUCH GOD LOVES EACH OF US!

LOOK at this Gospel Poster. Let's put the pieces on it.



FOR A SAMPLE PRAYER, SEE PAGE 33 IN THIS MANUAL.

PLEASE FILL OUT A DECISION CARD FOR ANY CHILD YOU PRAY WITH SO WE CAN FOLLOW-UP EVEN AFTER VBS.

Send home a GOSPEL Booklet with the child, it includes a postcard for parents / guardians.

- The **crown** reminds us that **God Rules, He created everything, even you and me, and He is in charge of everything.** *Motion to do together: place hands in a circle over you, as though setting a crown on your head.*
- Next is the **X**. It represents our sin—**Sin is anything we THINK** (point to head), **Say** (point to mouth), **or DO** (put your right fist on your left palm) **that disobeys God. Sin separates us from God and deserves God's punishment of death.** *Motion to do together: Hold both arms in front of you making a large X with your forearms.*
- However, the **Cross** reminds us that **God provided the perfect solution to our sin problem AND rescues us from the punishment we deserve. God's solution was sending Jesus, the perfect Gift.** *Motion to do together: Turn your X into a cross by rotating your arms*
- See the **Gift** picture? **Jesus lived on earth perfectly, died on the cross for our sins, and rose again. Because Jesus gave up His life for us, we can be welcomed into God's family for eternity. This is the best gift ever. How do we receive this gift?** *Motion to do together: Hold hands together in front of you as though handing someone a gift.*
- The **Hands** show us that we respond by believing in our heart that **Jesus alone saves through what He ALREADY did on the cross! Turn from sin—Tell God and others that your faith is in Jesus.** *Motion to do together: Raise both hands into the air in celebration and praise.*

- **Anytime this week, you can pray with a leader if you want to make Jesus your Savior. Tell God you know you sin, and you have faith Jesus came and died for your sins. Tell Jesus you want to follow Him.**

It would be great if each child had this poster memorized by the end of VBS!

Let's pray friends. Gracious Father, thank for loving us so much that You sent Jesus to die for our sins, paying what we could not pay. Help each of us learn more about you and to trust Jesus. In Jesus' name, amen. Okay, ready to go for a hike and explore the world around us?

33 IN THIS
MANUAL.

IMAGINATION STATION ACTIVITY: Faith Compass

If a helicopter dropped you in a huge, vast Alaskan wilderness, what things might help you find your way out? Pause for responses.

One thing that might come in handy would be a compass!



Before there were GPS apps on our phones or websites to look up directions or road maps of our country, there were compasses! Compasses helped people sailing across the ocean keep their ships pointed in the right direction. And we still need compasses today, too! After all, when you're lost in the woods in Alaska, your phone might not get any signal! But a compass works anywhere—no cell signal needed!

We're going to do a quick activity to see if you all can find where north is without a compass! Everyone stand up where you are. Make sure kids have as much space as possible between each of them; they're going to be spinning in slow circles.

Now close your eyes and spin SLOWLY in a circle four times. Once you have spun around four times, keep your eyes closed and point to where you think north is! Give kids a couple minutes to complete their four spins and point in the direction they believe is north.

Okay, everyone open their eyes! Keep your fingers pointed in the direction you think is north! Did everyone point in the same direction? Allow kids to respond. **No!** Have kids take a seat.

Lets find out which direction north actually is! I have compass here to help us. Take your compass out to find which direction is north. Point to the north. **THIS is where north is! Who all pointed to the north correctly?** Allow kids to respond.

Thank goodness I had this compass! How hard was it to guess correctly after spinning in a circle AND having your eyes closed? Allow kids to respond. **How well do you think you'd do at knowing which way north is without a compass?** Allow kids to respond.

Even when we try our best, we can still get turned around. But God is never confused and never lost or turned around.

We've seen how compasses guide us. Now let's think about what that shows us about Jesus.

A compass can help you find your way when you're lost. Who are some people who can help you trust Jesus when you don't know what to do in life? This is a thinking question, so don't take the immediate silence as a reason to move on. Give kids time to think and process.

In Matthew 7:24, it says *"Anyone who listens to my teaching and follows it is wise."*

When we wonder, we can... (*trust Jesus!*) We all have questions and doubts about faith. Those questions might make us feel lost! But we can look to Jesus to point us in the right direction when we don't know what to do.

Have you ever been lost and needed help? (*pause for answers*) Who helped you? (*pause for answers*) The Bible reminds us that The Lord promises to never leave us or forsake us. He will always be there to guide us, even when we are feeling lost and have questions. The world will try to lead us down all the wrong paths, but God will never lead us astray.

In Proverbs 3:5-6 the Bible tell us, "Trust in the Lord with all your heart, and do not lean on your own understanding. In all your ways acknowledge him, and he will make straight your paths." When we trust in God, He is faithful to guide us! He will always point us to the true north, the truth!

We have a compass for everyone to take home as a reminder that when we wonder, we can trust Jesus, and we can tell others about how to trust Him, too!

Leaders, if you find yourself with extra time, pick an additional activity from your gray tub. BORED CHILDREN GET IN TROUBLE!

PREPARE TO ROTATE TO YOUR NEXT ROTATION.

WRAP-UP

Have kids gather either at their tables or on the floor. This is a great time to review scripture memory and make announcements / reminders and pass out the take home buddy of the day.

We've had a great first day at TRUE NORTH...Trusting Jesus in a wild world! Before we say goodbye, we need to collect the name badges and put them in the designated spot.

Select a youth leader to collect the badges and put them in the designated spot.

ANNOUNCEMENTS:

1. If you purchase an EXPLORER shirt, please make sure and wear it Thursday for pictures.
2. We are collecting donations as part of our mission's emphasis at VBS. We are supporting VBS and the impact it has on our community. The donations will go towards VBS and reaching the families that are searching for a new church home. The grade who brings in the most donations wins a special treat on Thursday. **PASS OUT THE DONATION BAGGIES TO EACH KID TO BRING BACK TOMORROW.**
3. **VBS BAPTISM CELEBRATION – THURSDAY NIGHT 6/12 AT 6PM!** Join us as we worship & have baptisms! Individuals participating in baptisms need to arrive at 5 p.m. in the Worship Center.
4. Cottonwood Creek will also still host Hawaiian Waters Family Day on JULY 23rd (Wednesday) with baptisms at 6pm in The Colony.
5. Take home your activities from today.
6. Be sure to share what you learned each day with your friends and family!

Kinder-4th graders MUST be picked up by an adult or an older sibling, WITH the SECURITY code.
5th graders self-release no earlier than NOON.

LEADERS, please take a few minutes once the children have been picked up and look over the next day's lesson. Lay out anything needed to help prepare for the day.



When we feel powerless, we can trust Jesus.

Bible Verse: “Don’t be afraid,’ he said, ‘Take courage. I am here!’”(Matthew 14:27)

Bible Story: A Roman officer trusts Jesus.
(Matthew 8:5-13)

Bible Insight

Capernaum, situated on the Sea of Galilee, boasted a Roman customs station and proximity to busy trade routes. Considering Rome’s occupation of the city, Roman soldiers likely patrolled the streets. Their presence offended plenty of devout Jews, who recoiled at the idea of worshipping many gods, among other Roman practices. So onlookers got a big surprise when a Roman centurion—a powerful leader of up to about 100 men—approached Jesus with humility and respect. This leader, who clearly understood what it meant to have authority, identified Jesus as someone with power. The centurion wholeheartedly believed that Jesus could heal his servant with just a word. What confidence from one who likely *didn’t* follow God! Jesus praised the centurion’s faith to the gathering crowd. And, just as the centurion trusted, Jesus’ power provided miraculous, authoritative healing for the servant.

Connecting with Kids

If anyone understands what it’s like to be powerless, it’s a kid. Hungry? You need a grown-up to buy food. Don’t like broccoli? Too bad—that’s what’s on your plate! Want to visit a friend who lives far away? You’ll need to find someone who can drive you there. Oftentimes kids don’t have the power to make daily choices. But on a bigger scale, kids hear overwhelming and frightening news about the world and feel incapable of making a difference. Broken families can bring about anxiety and a sense of helplessness. Yet Jesus promises his powerful presence when life feels out of control. Today, point kids to the mighty power of Jesus—a faithful friend with the authority to conquer every fear.



Pointing to Jesus

Even a mighty Roman officer knew he didn’t have power like Jesus. When circumstances make kids feel helpless, they can always trust in Jesus’ strength.

Before You Hit the Trail

- Replace the Day 1 Question-of-the-Day Poster with Day 2 and place it on the wall near or on a corner of the Blue Sky butcher paper.
- Hang the Blue Sky butcher paper on a wall where kids can reach it. Put the Question-of-the-Day Poster near or on a corner of the Blue Sky butcher paper. You will also use the Blue Sky butcher paper for God Sightings. Each day every child will write their God Sighting on the paper trees and tape it around the Blue Sky to continuing building an Alaskan forest.
- Have the take-home Bible verse memory Buddy accessible to pass out to each child towards the end.
- Organize the day's supplies on the table for easy access and store the remaining supplies under the table.
- Set out:
 - Lanyards, name tags, & wristbands to access quickly upon check-in
 - Have the VBS Activity Workbooks out on the tables with crayons, markers, and/or pencils. Be sure to write each child's name on his/her workbook. They will use this for the duration of VBS week.
- Prepare your clipboard:
 - Hand sign, roll sheet, extra wristbands, Volunteer Manual
 - Class Roster with allergies



Items for Every Day:

- Paper trees for God Sightings
- Northern Light stickers for Question-of-the-Day
- GOSPEL Poster with 5 Velcro pieces
- VBS Activity Workbook
- Crayons/markers/pencils
- Sandwich-size plastic bags to take home
- Fine-tipped permanent markers (for leaders to use)
- Paper Towels, Wet Wipes, Hand Sanitizer
- Decision Cards & Gospel Booklet
- Name Tags, Tag holders, lanyards

Day 2 Supplies:

- Day 2 Question-of-the-Day Poster
- Northern Light stickers for Question-of-the-Day (holographic star stickers)
- Paper trees
- Day 2 Bible Verse Poster
- Day 2 Bible Point Poster
- KODY Bible Memory Buddy Poster
- 1 Let it snow kit (bowl, fork, baking soda, conditioner & wipes for cleaning hands)
- Take home buddy: Kody the Bear
- Extra Activities
- Glow sticks (Leaders keep them until Elizabeth cues everyone to hand them out in large group!)

Welcome

LEADER NOTES

New children may come, we hope so anyway! If the child stopped by the registration table, he/she will have a YELLOW card to hand to you with the following info. If this is not given to you, PLEASE DIRECT THE FAMILY TO THE REGISTRATION DESK!

Walk-Up VBS Registration Form

Child's Name: _____

Contact Number: _____

Birthday (DOB): _____

Grade Completed: _____

Allergies: _____

-----ADMIN USE ONLY-----

Class Assignment _____

Family Code _____

As the children walk in, check each off on your roll sheet (and take roll on phone), place the lanyard with their name tag around their neck, place the wristband on their wrist (add the teal one too if the child has an allergy), and direct them to QUESTION OF THE DAY. (Also, words in **BOLD** are for you to say if that is helpful.)

Once a child is checked in, ask the child to vote on the Question of the Day.

Question of the Day!

Point to the Day 2 Poster

Every day, you'll get to answer a fun Question of the Day. You'll vote for your answer in a special way.

Would you rather go sledding down a mountain or hike up a mountain?

If you'd rather go sledding, I'll hand you a white northern light sticker to put in our sky. If you'd rather hike, I'll hand you an orange northern light sticker to put in our sky.

After the child has voted, direct him/her to the VBS Activity Workbook on the tables. (Write the child's name on his/her workbook; he/she will use it all week)

By 9 a.m. if not sooner, you want to be gathered in a huddle or circle on the floor to review the question of the day and transition into God Sightings.

Review the question of the day with the kids, point out which color received more votes, and then prompt them to do the following:

If you voted that you'd rather go sledding, put your hands up and say, "wheee!" If you voted that you'd rather hike up the mountain, stand up and hike in place! Fantastic! We're going to have FUN answering our question each day and adding northern lights to our sky to remind us about the True North!

Now let's talk about God Sightings.

GOD SIGHTINGS

Today, we're learning that when we feel powerless, we can trust Jesus. We praise God for His amazing LOVE and power! God's creation is beautiful when it's snowy and icy, outlining trees with frost. It's amazing when flowers bloom and little bear cubs come out of hibernation. It's incredible during the day and at night! We can see God's fingerprints no matter *when* we look around. When we take the time to *notice* all the ways God surrounds us, we can trust that He is at work every day! What have you noticed in nature that shows God's love and power? (sunrise, the wind, the sun keeping us warm, the trees to give us shade, flowers for us to smell, etc).

Pause and share your own God Sighting for the day, and then make sure everyone has a chance to share. For Younger kids, write their answer on the paper tree and tape it to the blue sky paper. For older kids, let them write their God sighting on the paper tree and tape it on the blue sky paper themselves.

God is at work all around us. The Bible tells us in Psalm 98:7 "Let the sea and everything in it shout His praise!" Our God Sightings are a way to praise God and give Him the Glory!

PREPARE TO ROTATE TO YOUR NEXT ROTATION.

IMAGINATION STATION

As the children walk in, have the group sit together on the floor to engage in our GOSPEL poster activity. The IMAGINATION STATION activity should follow this and be a fun reinforcement of our daily Bible lesson and point of the day. For THIS day, we recommend having snack BEFORE the activity (hands will get messy during the activity), or during recreation time.

We have selected the most hands-on activity for you to do with your group, however there are EXTRA activities provided to ensure your group always has something to do. Take time to focus on connecting with your kids, as well as helping the kids connect with each other. (Also, words in BOLD are for you to say if that is helpful.)

GOSPEL POSTER



Thanks for sharing the goodness of God with everyone. That is what GOSPEL means, Good News. God sent His son Jesus to save us...that was indeed GOOD NEWS. LOOK at this Gospel Poster, let's put the pieces on it.

- The Crown reminds us that God Rules, He created everything, even you and me, and He is in charge of everything. Motion to do together: place hands in a circle over you, as though setting a crown on your head.

- Next is the X. It represents our sin—Sin is anything we THINK (point to head), Say (point to mouth), or DO (put your right fist on your left palm) that disobeys God. Sin separates us from God and deserves God's punishment of death. Motion to do together: Hold both arms in front of you making a large X with your forearms.
- However, the Cross reminds us that God provided the perfect solution to our sin problem AND rescues us from the punishment we deserve. God's solution was sending Jesus, the perfect Gift. Motion to do together: Turn your X into a cross by rotating your arms.
- See the Gift picture? Jesus lived on earth perfectly, died on the cross for our sins, and rose again. Because Jesus gave up His life for us, we can be welcomed into God's family for eternity. This is the best gift ever. How do we receive this gift? Motion to do together: Hold hands together in front of you as though handing someone a gift.
- The Hands show us that we respond by believing in our heart that Jesus alone saves through what He ALREADY did on the cross! Turn from sin—Tell God and others that your faith is in Jesus. Motion to do together: Raise both hands into the air in celebration and praise.

Anytime this week, you can pray with a leader if you want to make Jesus your Savior. Tell God you know you sin, and you have faith Jesus came and died for your sins. Tell Jesus you want to follow Him.

It would be great if each child had this poster memorized by the end of VBS!

Let's pray friends. God, you are everywhere, and we can trust you to be with each of us. Thank you for caring about us so much to save us even though we don't deserve it. In Jesus' holy name, Amen.

IMAGINATION STATION: Let it Snow

In the middle of the summer, we don't usually get to play with snow. But today we do!

You might be surprised to know that although snowflakes are ice crystals, they don't start out as ice...or even water. They start out as dust! As that dust falls through the air, water vapor gets stuck to the dust. Then, if it's cold, that water turns into ice! But it still has a long journey before it gets to earth!

During that fall, the ice turns into a crystal—like a box with six sides. But ice grows fastest near the edges, which means a little hole forms on each of the six sides. Then the corners of that shape become the branches of a snowflake. As those snowflakes keep falling and pass through different temperatures, the shapes keep changing and growing new branches. And because each snowflake is on its own unique journey, those shapes may look a little bit different. Unfortunately, I don't have miles and miles of atmosphere for us to drop dust through. But I think we can do something kind of similar.

Let's make some snow to touch and feel and remind us of God's amazing, unique, and powerful creation!

Take out the baking soda, hair conditioner, fork and bowl. Pour the baking soda in the bowl and mix in the hair conditioner until it forms a soft, powdery texture, like snow. Walk around the room to each child to allow him/her to feel and touch the snow. Have wipes and hand sanitizer ready for each child to wipe their hands after they touch and feel.

How does it feel? Does it remind you of real snow?

God created snowflakes with incredible detail, and they are so small and soft. If one landed on your hand, it would melt. It doesn't seem strong at all, does it?

But when a lot of snowflakes come together, they can cover houses, stop traffic, even close schools! Talk about the snow we had this year that closed schools. **Something so small can become powerful when it's part of something bigger.**

Sometimes we feel small—like we're too little, too scared, or not strong enough. But just like snowflakes, we're not meant to be powerful on our own. We were created to trust Jesus, who is powerful!

Jesus doesn't ask us to be strong by ourselves. When we feel powerless, we can....*trust Jesus!* He's strong enough to hold us up, help us through anything, and guide us—even when we don't know what to do.

In Matthew 14:27 The Bible reminds us about what Jesus said, "'Don't be afraid,' he said, 'Take courage. I am here!'"

So when you play with snow, remember: even though it's soft and small, God made it beautiful and gave it purpose—just like He did with you. And when we feel weak or powerless, we can trust Jesus to be strong for us!

Leaders, if you find yourself with extra time, pick an additional activity from your gray tub. BORED CHILDREN GET IN TROUBLE!

PREPARE TO ROTATE TO YOUR NEXT ROTATION.

WRAP-UP

Have kids gather either at their tables or on the floor. This is a great time to make announcements / reminders and pass out the take home buddy of the day.

We've had a great second day at TRUE NORTH. Before we say goodbye, we need to collect the name badges and put them in the designated spot.

Select a youth leader to collect the badges and put them in the designated spot.

ANNOUNCEMENTS:

1. If you purchase an **EXPLORER** shirt, please make sure and wear it Thursday for pictures.
2. We are collecting donations as part of our mission's emphasis at VBS. We are supporting VBS and the impact it has on our community. The donations will go towards VBS and reaching the families that are searching for a new church home. The grade who brings in the most donations wins a special treat on Thursday. **PASS OUT THE DONATION BAGGIES TO EACH KID TO BRING BACK TOMORROW.**
3. **VBS BAPTISM CELEBRATION – THURSDAY NIGHT 6/12 AT 6PM!**
Join us as we worship & have baptisms! Individuals participating in baptisms need to arrive at 5 p.m. in the Worship Center.
4. Cottonwood Creek will also still host Hawaiian Waters Family Day on JULY 23rd (Wednesday) with baptisms at 6pm in The Colony.
5. Take home your activities from today.
6. Be sure to share what you learned each day with your friends and family!

Kinder- 4th graders MUST be picked up by an adult or an older sibling, **WITH** the SECURITY code.

5th graders self-release no earlier than NOON.

LEADERS, please take a few minutes once the children have been picked up and look over the next day's lesson. Lay out anything needed to help prepare for the day.



When we need hope, we can trust Jesus.

Bible Verse: “And his name will be the hope of all the world.” (Matthew 12:21)

Bible Story: Jesus dies and comes back to life. (Matthew 26:47–28:8)

Bible Insight

Everything about Jesus offended the religious leaders of the time. He forgave sins. He spent time with tax collectors and people of poor reputation. He seemed to disregard religious tradition. And he claimed to be the Messiah—the awaited Savior and King of God’s people. Their outrage culminated in Jesus’ arrest, trial, and crucifixion. Jesus’ followers must have felt like hope was crucified that day, too. They’d seen Jesus heal lepers and make blind people see. They’d trusted his promises. They’d hoped that he was God’s Son. And now their friend and teacher lay lifeless behind a wall of rock. How could this be? Had they been wrong? What was next? The mystery continued when, three days later, they found an empty tomb and angelic messenger who told them, “He isn’t here! He is risen from the dead, just as he said would happen.” Jesus lives! Hope is resurrected, giving *all* who believe the promise of eternal life!

Connecting with Kids

Maybe you like working with kids because they bring *you* hope. Spending time with kids reminds you of days when everything seemed possible. “I’m gonna play pro football,” “I can’t wait to be an actor!” or “Someday *I’ll* fly a plane!” The future is full of promise. Yet every child experiences a moment when dreams fail, reality crashes in, hope dies. Parents lose jobs, grandparents get sick, families move, friends leave. And frightening news stories may lead to despair about what our future holds. Today, take the opportunity to boldly declare the hope we *all* can have...in Jesus! God’s Son offers a truly hopeful future—one that lasts into eternity and is full of joy and promise. Point kids to the truth and hope Jesus brings through his loving sacrifice.



Pointing to Jesus

Like Jesus’ followers, kids may face times that seem hopeless or dark. Today’s passage encourages kids that Jesus *is* our hope—both here on earth and for eternity!

Before You Hit the Trail

- Replace the Day 2 Question-of-the-Day Poster with Day 3 and place it on the wall near or on a corner of the Blue Sky butcher paper.
- You will also use the Blue Sky butcher paper for God Sightings. Each day every child will write their God Sighting on the paper tree and tape it on the Blue Sky to continue building an Alaskan forest.
- Have the take-home Bible verse memory Buddy accessible to pass out to each child towards the end.
- Organize the day's supplies on the table for easy access and store the remaining supplies under the table.
- Set out:
 - Lanyards, name tags, & wristbands to access quickly upon check-in
 - Have the VBS Activity Workbooks out on the tables with crayons, markers, and/or pencils. Be sure to write each child's name on his/her workbook. They will use this for the duration of VBS week.
- Prepare your clipboard:
 - Hand sign, roll sheet, extra wristbands, Volunteer Manual
 - Class Roster with allergies



Items for Every Day:

- Paper trees for God Sightings
- Northern Light stickers for Question-of the-Day
- GOSPEL Poster with 5 Velcro pieces
- VBS Activity Workbook
- Crayons/markers/pencils
- Sandwich-size plastic bags to take home
- Fine-tipped permanent markers (for leaders to use)
- Paper Towels, Wet Wipes, Hand Sanitizer
- **Decision Cards & Gospel Booklet**
- Name Tags, Tag holders, lanyards
- VBS Donations Baggies

Day 3 Supplies:

- Day 3 Question-of the-Day Poster
- Northern Light stickers for Question-of-the-Day (holographic star stickers)
- Day 3 Bible Verse Poster
- Day 3 Bible Point Poster
- Earnest Bible Memory Buddy Poster
- EXTRA activities (in back of Leader Manual if you finish rotation early)
- Northern Lights gospel activity (construction paper, chalk, cotton balls, mountain stencil, tape and glow-in-the-dark star stickers, white crayons)
- Take home buddy: Earnest the Eagle

Welcome

In Bible Story, the Gospel will be presented and a time for the kids to pray for salvation will be provided.

Please be prepared to follow-up during your Imagination Station time (1st – 4th) with those that raise their hand during Bible Story. Other Gospel Counselors will be available too if you need assistance.

Kinder Leaders, we will have counselors available to you during Bible Story if any child has questions or is making a decision today.

As the children walk in, check each off on your roll sheet (and take roll on phone), place the lanyard with their name tag around their neck, place the wristband on their wrist (add the teal one too if the child has an allergy), and direct them to QUESTION OF THE DAY. (Also, words in **BOLD** are for you to say if that is helpful.)

Once a child is checked in, ask the child to vote on the Question-of-the-Day.

Question of the Day!

Point to the Day 3 Poster

Every day, you'll get to answer a fun Question-of-the-Day. You'll vote for your answer in a special way.

If you were outside in Alaska watching the northern lights on a chilly night, would you rather drink hot cocoa or hot cider?

If you'd rather drink hot cocoa, I'll hand you a purple northern light sticker to put in our sky. If you'd rather drink hot cider, I'll hand you a green northern light sticker to put in our sky.

After the child has voted, direct him/her to the VBS Activity Workbook on the tables. (Write the child's name on his/her workbook; he/she will use it all week)

By 9 a.m. if not sooner, you want to be gathered in a huddle or circle on the floor to review the question of the day and transition into God Sightings.

Review the question of the day with the kids, point out which color received more votes, and then prompt them to do the following:

If you voted that you'd rather drink hot cocoa, pretend to squirt a swirl of whipped cream into your hand. If you voted that you'd rather drink hot cider, pretend to sip from a mug. Awesome! They both sound delicious! We're going to have FUN answering a new question again tomorrow and adding northern lights to our sky to remind us about the True North!

Now let's talk about God Sightings.


GOD SIGHTINGS

Today we're learning when we need hope, we can trust Jesus. We can trust that God will put people in our lives—friends, family members, neighbors, and teachers—who will work with us to do hard things. These people support us, help us, and pull us through. We need our teams! They're a special gift from God. I'd even say they're God Sightings—ways we see God at work in our lives! Is there someone in your life that God has placed there to encourage you to do hard things or someone that has cheered you on when life was tough?

Pause and share your own God Sighting and then let the kids have a chance to answer. For Younger kids, write their answer on the paper tree and tape it to the blue sky paper. For older kids, let them write their God sighting on the paper tree and tape it on the blue sky paper themselves.

God puts many people in our lives. He wants us to pray for one another. Let's pray together thanking God for all the people that He has put in our lives and how He always hears our prayers.

PREPARE TO ROTATE TO YOUR NEXT ROTATION.



GOSPEL DAY

KINDER LEADERS, move straight to **God Sightings and Verse of the Day**.

1st-4th: Remind kids of the invitation in Bible Story to receive Jesus as their Savior.

"Bow your heads & close your eyes. If you raised your hand that you trust Jesus as Savior in Bible Story today for the first time, or if you want to do that now, raise your hand so I can see."

From here, separate the kids in 2 Groups and follow directions below; Fill out a Decision Card for each child you meet with, please:

Group #1 – Salvation Decisions:

- **Let them confirm they believe in Jesus**
 - ✓ Keep it simple...they heard the gospel repeatedly
- ❖ **Ex: "Sally, do you trust in Jesus to be your savior?"**
 - ✓ Counsel individuals, as needed. Some may have questions, indicating they're not ready
- **Pray aloud with them**
 - ✓ Allows them to "admit" Jesus to God and you:

Example Prayer: "Repeat after me..."

- ✓ "God, I am a sinner.
- ✓ I need Jesus to save me.
- ✓ I believe Jesus died for me and rose again.
- ✓ I trust Jesus to be my Savior and Lord."
- ✓ Amen."

"If you admit with your mouth, 'Jesus is Lord,' and believe in your heart that God raised him from the dead, you will be saved."- Romans 10:9


Group #2 – All Others:

- ("No Decision" is OK) *"Maybe you aren't ready to receive Jesus yet, and that's OK for now...God loves you. We love you"*
- (Baptism Decision) *"Maybe you already trusted Jesus as savior, and you want to be baptized. Let us know"*
- Pray with the group
- Focus them on **Imagination Station** to keep from distracting **Group 1**
- Continue counseling others, as required

As each child finishes up in their group, have them join the craft below. If a child has decided to trust Jesus as their Savior, ensure a Gospel Booklet goes home with him/her.

Gospel NORTHERN LIGHTS

1. Give each child a black sheet of construction paper. Have them write their name on one side of the paper in white crayon.
2. Help each of them tape mountain “stencil” to their black paper.
3. Demonstrate how to add the colors over the mountains and begin smudging the colors with a cotton ball to create the Northern Lights:



As kids are creating the Northern Lights EXPLAIN what each color represents:

- Explain that the **BLACK** paper is to remind us of our sin (the things we think, say, and do that disobey God), because we have all sinned, we cannot be with God.
- The **RED** reminds us of the blood of Jesus; He took punishment for our sins by dying on the cross.
- The **WHITE** reminds us that when we believe in Jesus, we will be made clean from sin. We now can have a relationship with God and will one day be with Him in Heaven.
- The **YELLOW** reminds us that God is in heaven and prepares a place for those who put their trust in His son, Jesus.
- The **GREEN** reminds us that it is important to grow in our relationship with Jesus and be more like Him every day.
- Finish your picture by writing today’s verse with a white crayon on your mountains.

Explain that the Northern Lights break through the dark Arctic sky, just like Jesus breaks through the darkness of our sin. Talk with the kids about how the aurora becomes a visual metaphor for God’s glory, grace, and presence, lighting the way in a dark world. Remind them that even in the darkest places, when we need hope, we can trust Jesus!

Each child can have SIX glow-in-the-dark stars to add in their night sky. As they add stars, talk with them about how they can be a “star” for Jesus and spread His light and joy throughout the world.

What a good day! Your Arctic Sky started off empty. Now you have put color in it, and it is shining brightly like Jesus’ light and pointing us to the True North, Jesus! That is what God did for us in sending His Son, Jesus.

Leaders, if you find yourself with extra time, pick an additional activity from your gray tub. BORED CHILDREN GET IN TROUBLE!

WRAP-UP

Have kids gather either at their tables or on the floor. This is a great time to finish any experiments that the kids didn't get to finish and make announcements / reminders and pass out the take home buddy of the day.

We've had a great day at TRUE NORTH. Before we say goodbye, we need to collect the name badges and put them in the designated spot.

Select a youth leader to collect the badges and put them in the designated spot.

ANNOUNCEMENTS:

1. If you purchase a **EXPLORER** shirt, please make sure and wear it tomorrow for pictures.
2. We are collecting donations as part of our mission's emphasis at VBS. We are supporting VBS and the impact it has on our community. The donations will go towards VBS and reaching the families that are searching for a new church home. The grade who brings in the most donations wins a special treat on Thursday. **PASS OUT THE DONATION BAGGIES TO EACH KID TO BRING BACK TOMORROW. BE SURE TO GIVE ANY NEW KIDS A BAGGIE TO TAKE HOME.**
3. **VBS BAPTISM CELEBRATION – THURSDAY NIGHT 6/12 AT 6PM!** Join us as we worship & have baptisms! Individuals participating in baptisms need to arrive at 5 p.m. in the Worship Center.
4. Cottonwood Creek will also still host Hawaiian Waters Family Day on JULY 23rd (Wednesday) with baptisms at 6pm in The Colony.
5. Take home your activities from today.
6. Be sure to share what you learned each day with your friends and family!

LEADER NOTES TO PREPARE FOR TOMORROW:

- **Picture Day:** please encourage kids to join you in wearing the VBS SUMMER t-shirt tomorrow; we will attempt a WHOLE group picture in WORSHIP.
- **Leader Lunch:** Children's Ministry will provide a pizza lunch immediately after VBS for workers and their children.
- **Clean Up Day:** please plan on cleaning up your room and remove all decorations before you head out for the day.

Kinder-4th graders MUST be picked up by an adult or an older sibling, **WITH** the SECURITY code.

5th graders self-release no earlier than NOON.

LEADERS, please take a few minutes once the children have been picked up and look over the next day's lesson. Lay out anything needed to help prepare for the day.



When we need help, we can trust Jesus.

Bible Story: Jesus gives the Great Commission, and the Holy Spirit comes. (Matthew 28:16-20; Acts 2:1-12)

Bible Verse: "I am with you always, even to the end of the age." (Matthew 28:20)

Bible Insight

For about three years, the disciples talked with Jesus, watched him perform miracles, absorbed his interactions with religious leaders, and listened to his teaching. Returning to heaven, Jesus handed the baton to his followers, giving *them* the monumental task of growing God's kingdom throughout the *world*! Help! But Jesus didn't leave them alone. He promised to be with them and gave them the divine helper, the Holy Spirit. Soon after Jesus returned to heaven, the followers saw the power of the Holy Spirit at Pentecost, giving them the ability to speak in many languages. Plus, the Holy Spirit empowered Peter to share the news of Jesus in such a way that 3,000 people believed! With God's help, impossible things happened—in big ways!



Pointing to Jesus

Jesus gave his followers a *huge* job to do! When kids feel overwhelmed, today's passage can remind them that Jesus promises to be a faithful friend who helps us no matter what.

Connecting with Kids

How do the kids at your VBS need help? Maybe reading is hard for them, and they need a little assistance. Or they're shy and need some guidance finding friends. There may be kids who need physical or emotional support. Kids may need help forgiving someone or getting along with family members. Wherever we come up short, the Holy Spirit can step in! Yet kids may wonder how to access the power of the Holy Spirit. *How* does Jesus help us? Today, show kids what it means to live a life of faith, relying on Jesus to help us through every challenge. Point kids to practical ways to pray, read Scripture, talk with other friends of God, and receive the help Jesus freely gives!

Before You Hit the Trail

- Replace the Day 3 Question-of-the-Day Poster with Day 4 and place it on the wall near or on a corner of the Blue Sky butcher paper.
- You will also use the Blue Sky butcher paper for God Sightings. Each day every child will write their God Sighting on the paper tree and tape it on the Blue Sky paper.
- Have the take-home Bible verse memory Buddy accessible to pass out to each child towards the end.
- Organize the day's supplies on the table for easy access and store the remaining supplies under the table.
- Set out:
 - Lanyards, name tags, & wristbands to access quickly upon check-in
 - Have the VBS Activity Workbooks out on the tables with crayons, markers, and/or pencils. Be sure to write each child's name on his/her workbook. They will use this for the duration of VBS week.
- Prepare your clipboard:
 - Hand sign, roll sheet, extra wristbands, Volunteer Manual
 - Class Roster with allergies
 - Look over CLEAN UP INSTRUCTIONS to follow at the end of the day in the back of this manual.

Items for Every Day:

- Paper trees for God Sightings
- Northern Light stickers for Question-of the-Day
- GOSPEL Poster with 5 Velcro pieces
- VBS Activity workbook
- Crayons/markers/pencils
- sandwich-size plastic bags to take home
- fine-tipped permanent markers (for leaders to use)
- Paper Towels, Wet Wipes, Hand Sanitizer
- Decision Cards & Gospel Mailer
- Name Tags, Tag holders, lanyards



Day 4 Supplies:

- Day 4 Question-of the-Day Poster
- Northern Light stickers for Question-of-the-Day (holographic square stickers)
- Day 4 Bible Verse Poster
- Day 4 Bible Point Poster
- BRUCE Bible Memory Buddy Poster
- Polar pencil for each child
- EXTRA activities (in back of Leader Manual if you finish rotation early)
- Take home buddy: Bruce the Moose and Clawdia the Crab

Welcome

LEADER NOTES

TODAY we will take a **WHOLE** group picture in Worship.

LUNCH will be provided today in the Worship Center right after dismissal for Leaders staying to help clean up the church.

The **GRADE** to raise the most money for our mission will receive a treat! It will be delivered right after **WORSHIP**. Feel free to send it home.

As the children walk in, check each off on your roll sheet (and take roll on phone), place the lanyard with their name tag around their neck, place the wristband on their wrist (add the teal one too if the child has an allergy), and direct them to **QUESTION OF THE DAY**. (Also, words in **BOLD** are for you to say if that is helpful.)

Once a child is checked in, ask the child to vote on the Question-of-the-Day.

Question of the Day!

Point to the Day 4 Poster

Every day, you'll get to answer a fun Question-of-the-Day. You'll vote for your answer in a special way.

Would you rather live in a place that gets cold and snowy or a place that's warm all year round?

If you'd rather live in a cold, snowy place I'll hand you a yellow northern light sticker to put in our Blue Sky. If you'd rather live in a warm place, I'll hand you a pink northern light sticker to put in our Blue Sky.

After the child has voted, direct him/her to the VBS Activity Workbook on the tables. (Write the child's name on his/her workbook; he/she will use it all week)

By 9 a.m. if not sooner, you want to be gathered in a huddle or circle on the floor to review the question of the day and transition into God Sightings.

Review the question of the day with the kids, point out which color received more votes, and then prompt them to do the following:

If you voted that you'd rather live in a cold snow place, make your finger look like falling snow. If you voted that you'd rather live in a warm place, stick your arms out like sun rays. Terrific! Look at all the stars we added to our sky this week! What a good reminder of how awesome God is!

Now let's talk about God sightings.

GOD SIGHTINGS

All week we've shared our God Sightings—ways we've seen God in action in everyday life. Everyone knows what it's like to need help, whether it's challenging homework, struggling with tangled shoelaces, or reaching something on a tall shelf.

Share something where you've needed help or a helper.

We all can help with comforting words, unique perspectives, energetic hands & feet, and big smiles! How have you been a helper this week or received help from someone else?

Let several willing children share their God Sightings on how they have been a helper or have received help from someone else.

Through Jesus, we can show others what a faithful friend is like and be a helper when someone is in need!

PREPARE TO ROTATE TO YOUR NEXT ROTATION.



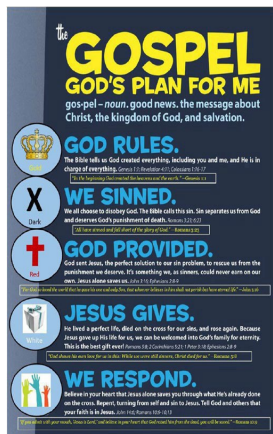
IMAGINATION STATION

As the children walk in, have the group sit together on the floor to engage in our GOSPEL poster activity. The IMAGINATION STATION activity should follow this and be a fun reinforcement of our daily Bible lesson and point of the day. Choose to have snack anytime within this time slot.

We have selected the most hands-on activity for you to do with your group, however there are EXTRA activities provided to ensure your group always has something to do. Take time to focus on connecting with your kids, as well as helping the kids connect with each other. (Also, words in **BOLD** are for you to say if that is helpful.)

GOSPEL POSTER

GOSPEL means Good News! God sent His son Jesus to save us...that was indeed GOOD NEWS. LOOK at this Gospel Poster, let's put the pieces on it. Are there any of you that would like to lead us through the Gospel poster? If nobody steps forward to lead, continue leading it yourself. If a child wants to lead but is nervous, assist them in leading through it.



- **The Crown reminds us that God Rules, He created everything, even you and me, and He is in charge of everything.** *Motion to do together: place hands in a circle over you, as though setting a crown on your head.*
- **Next is the X. It represents our sin—Sin is anything we THINK (point to head), Say (point to mouth), or DO (put your right fist on your left palm) that disobeys God. Sin separates us from God and deserves God's punishment of death.** *Motion to do together: Hold both arms in front of you making a large X with your forearms.*
- **However, the Cross reminds us that God provided the perfect solution to our sin problem AND rescues us from the punishment we deserve. God's solution was sending Jesus, the perfect Gift.** *Motion to do together: Turn your X into a cross by rotating your arms.*
- **See the Gift picture? Jesus lived on earth perfectly, died on the cross for our sins, and rose again. Because Jesus gave up His life for us, we can be welcomed into God's family for eternity. This is the best gift ever. How do we receive this gift?** *Motion to do together: Hold hands together in front of you as though handing someone a gift.*

- **The Hands show us that we respond by believing in our heart that Jesus alone saves through what He ALREADY did on the cross! Turn from sin—Tell God and others that your faith is in Jesus.** *Motion to do together: Raise both hands into the air in celebration and praise.*

Anytime today, you can pray with a leader if you want to make Jesus your Savior. Tell God you know you sin, and you have faith Jesus came and died for your sins. Tell Jesus you want to follow Him.

How many kiddos can share this from memory? Give kids time to share if they know it.

Let's pray friends. God, you are in charge and worthy of our trust. Thank you for saving us from the consequences of our sin AND guiding us every day. In Jesus' holy name, Amen.

IMAGINATION STATION: Polar Pencils

We've learned about how God made snow and mountains and the northern lights. But that's not all he made in Alaska. Another big thing God made is...glaciers!

Glaciers are big, *huge* blocks of ice and snow that form on the land over hundreds of years. Glaciers can be huge—even small ones are about as big as a football field!

Glaciers give us water to drink and help us stay cooler. It takes a lot of pressure from falling snow to gradually create a glacier, too. There's one more really, *really* important way glaciers help us. What color are glaciers? Allow the kids to answer.

Glaciers are white! Sometimes they look a little bit light blue, but you'll never see a dark brown or purple glacier! And that's important because dark colors absorb heat, and light colors reflect heat back out to space.

What color is the ocean? How about land colors? Allow the kids to answer.

If it's a hot, sunny day and you wear black clothes, you'll be warmer than if you wear white clothes. Your dark clothes will absorb the sun's heat. And between land and the ocean, we have a lot of dark surfaces on our planet! All of that traps more heat from the sun on earth. But the white or light blue surface of the glaciers reflects heat from the sun back into space.

Let me show you what I mean.

Get the polar pencils out and distribute them to the kids.

These pencils are no ordinary pencils. They're special pencils that change color when they get warm. Let's imagine the pencils are the earth, and your warm hands are the sun.

Have kids rub their hands together to make them nice and warm. They can also blow on their hands with open mouths to warm them.

Let's see what happens when our sunny, warm hands hit the earth.

Have kids hold their pencil tight and rub it back and forth between their hands to begin warming the pencil. They can try blowing hot air on the pencil, too. After a minute or two have the kids set the pencil down in front of them.

What did you notice about your pencil?

The pencils got warm and changed color when you put your warm hands on them. But then they cooled off and turned to their original color! Our earth needs help cooling off from the sun. And God created an amazing way for that to happen! And it involves glaciers! Heat shines down on glaciers, and if they were black or brown, they'd soak up all that heat and hold on to it. But instead,

the heat bounces off the light-colored surface and back into space. Glaciers don't hold the heat, just like our pencils didn't! And that means without glaciers bouncing that heat back into space, our planet would be really hot!

We've learned a lot about glaciers. We've learned how they help us have water to drink and how they help us stay cooler. And we've talked about how much pressure it takes to form glaciers. We've seen how Jesus can help us when we feel that kind of pressure. When we need help, we can... (*trust Jesus!*)

What else does Jesus do to help us? Allow the kids to give answers.

Jesus wants to help us! He promises to be with us and to give us a helper called the Holy Spirit.

Matthew 28:20 reminds us that the Lord said, "I am with you always, even to the end of the age." He never leaves us. He is always available to help us and guide us.

Leaders, if you find yourself with extra time, pick an additional activity from your gray tub. BORED CHILDREN GET IN TROUBLE!

PREPARE TO ROTATE TO YOUR NEXT ROTATION.

WRAP UP

Before we say goodbye, take your name tag gently out of your plastic holder. You can keep the paper part. But hand your lanyard and plastic holder to a Leader so they can place it in the gray tub.

We are so glad you joined us for TRUE NORTH VBS. Hopefully you see how much God loves you, He is real, and we can Trust Him! Please come back this evening to our VBS BAPTISM CELEBRATION in the Worship Center at 6pm!

ANNOUNCEMENTS:

1. **VBS BAPTISM CELEBRATION NIGHT - THURSDAY NIGHT, TONIGHT AT 6PM!**
Join us as we worship & have baptisms! Individuals participating in baptisms need to arrive at 5 p.m. in the Worship Center.
2. Cottonwood Creek will also still host Hawaiian Waters Family Day on JULY 23rd (Wednesday) with baptisms at 6pm in The Colony.
3. Take home your activities from today.
4. Be sure to share what you learned each day with your friends and family!
5. Make sure each child takes home any items that are theirs: Verse Buddy, VBS Activity Workbook, water bottles, Bibles, etc.

Kinder-4th graders MUST be picked up by an adult or an older sibling, WITH the SECURITY code.

5th graders self-release no earlier than NOON.

LEADERS:
*for making
awesome! We
TRUSTING IN
the seeds you
His Glory!*



*Thank you
this week
are
GOD to use
planted for*

5th GRADE



5th Grade Schedule:

8:50-9:10	Welcome/ Independent Activities	Student Building
9:10-9:40	Team Icebreakers	Outside
9:40-9:45	Transition	
9:45-10:00	Large Group Lesson	Student Building
10:00-10:05	Transition	
10:05-10:25	Small Group Discussion	Student Building
10:25-10:55	Rec and Snack	Outside
10:55-11:00	Transition	
11:00-11:45	Worship	
11:45-11:50	Transition	
11:50-12:00	Wrap up and Dismissal	Student Building

Youth Ministry will play a huge role in this year's VBS experience for our 5th Graders as we transition them to the YOUTH Ministry.

5th Graders will NOT have a wristband; however, their name tag will be printed on colored tags.



VOLUNTEER APPRECIATION LUNCH

Please plan on joining us for a Leader Appreciation Lunch on Thursday, June 12th immediately following VBS. We will provide pizza and drinks for volunteers and their children in the back of the Worship Center!

We want to say a **SUPER BIG THANK YOU** for making VBS successful!

Clean Up Day – Instructions

Let's leave things better than we found them please.

- Please throw away ALL butcher paper, streamers, dried markers, etc. in the large trash bag provided.
- Please remove all tape, etc. from the walls and doors.
- Please safely remove and collect the pins used to hang things on the curtain walls. We would like to reuse these if possible.
- Please place any **decorations** (themed items) you would like to donate to the other churches (where VBS programs are later in the summer) between the two big trees downstairs. The items will be picked up at 1 p.m. today.
- Please return ALL **supplies**, gray tubs, extras, etc. to the designated spot on your floor.
 - Downstairs: between fish tank and 'Creek Kids Welcome Center'.
 - Upstairs: top of stairs near A200 and Youth Ministry Offices.
- Please place your trash bag outside your doorway.

Thank you very much for all your help this week. We truly appreciate ALL you have done to make this week successful; we couldn't have done it without you! **We would love to hear your feedback. Be on the lookout for an electronic survey coming to your email soon.** If you prefer a paper copy, please let us know!

the

GOSPEL

GOD'S PLAN FOR ME

gos·pel – *noun*. good news. the message about Christ, the kingdom of God, and salvation.



Gold

GOD RULES.

The Bible tells us God created everything, including you and me, and He is in charge of everything. *Genesis 1:1; Revelation 4:11; Colossians 1:16-17*

"In the beginning God created the heavens and the earth." —Genesis 1:1

X

Dark

WE SINNED.

We all choose to disobey God. The Bible calls this sin. Sin separates us from God and deserves God's punishment of death. *Romans 3:23; 6:23*

"All have sinned and fall short of the glory of God." —Romans 3:23



Red

GOD PROVIDED.

God sent Jesus, the perfect solution to our sin problem, to rescue us from the punishment we deserve. It's something we, as sinners, could never earn on our own. Jesus alone saves us. *John 3:16; Ephesians 2:8-9*

"For God so loved the world that he gave his one and only Son, that whoever believes in him shall not perish but have eternal life." —John 3:16



White

JESUS GIVES.

He lived a perfect life, died on the cross for our sins, and rose again. Because Jesus gave up His life for us, we can be welcomed into God's family for eternity. This is the best gift ever! *Romans 5:8; 2 Corinthians 5:21; 1 Peter 3:18; Ephesians 2:8-9*

"God shows his own love for us in this: While we were still sinners, Christ died for us." —Romans 5:8



WE RESPOND.

Believe in your heart that Jesus alone saves you through what He's already done on the cross. Repent, turning from self and sin to Jesus. Tell God and others that your faith is in Jesus. *John 14:6; Romans 10:9-10, 13*

"If you admit with your mouth, 'Jesus is Lord,' and believe in your heart that God raised him from the dead, you will be saved." —Romans 10:9



Cottonwood Creek Family Day
Hawaiian Waters, The Colony
Wednesday, July 23 2025 | 6:00 – 9:00p.m
Craft time with Creek Kids Staff | 4:00 – 6:00pm

Event Details:

- Exclusive event for Cottonwood Creek families and friends.
- Tickets valid Wed, July 23 during public hours 10:30 a.m.-6:00 p.m. **plus** our exclusive time from 6:00 - 9:00 p.m. (exclusive hours wristband required) There will be a craft time from 4:00 – 6:00 p.m with the Creek Kids Staff!
- Tickets valid all summer 2025
- Hawaiian Waters Code of Conduct applies. See Hawaiianwaters.com under Park Rules.

Ticket price:

- \$20.00, **ONLY** available at Cottonwood Creek prior to event
- Age 2 and younger – free
- No refunds

Additional Pre-Purchase Options: *Preferred use on Wednesday, July 23, 2025*

- Meal Deal (hot dog, chips, and one drink) - \$8
- Unlimited Drinks - \$6

Additional Park Cost:

\$17 charge applied at Hawaiian Waters for each container/cooler of food and/or drink. Restrictions: no fast foods, alcohol, glass containers or knives. See Hawaiianwaters.com for additional information.

What if I have a Season Pass?

Season Pass holders purchase an \$8 add-on ticket at the **GROUP WINDOW** upon arriving at the park and must show Season Pass. At that time, an exclusive hour's wristband will be given. The add-on ticket will get you into the Cottonwood Creek Exclusive Hours.

How many tickets can I buy?

Unlimited or until sold out. The tickets are good for one-time entry into Hawaiian Waters – The Colony location all summer long. **NOTE: The Season Pass add-on ticket is only valid July 23, 2025.**

What if I purchase a ticket and can't come to the exclusive night?

The ticket can be used any time this summer, it is good for a one-time entry into The Colony location.

Can anyone attend the exclusive night?

Yes, we welcome all our Cottonwood Creek families and friends and encourage them to use this as an outreach opportunity to invite others.

Can I purchase tickets at the gate?

No, tickets must be purchased **prior** to arrival to receive this price and entry into the exclusive event.

Can I purchase food there? Yes, the Café will be open until 8:30 p.m. Several kiosks with treat-type items will stay open until 8:45 p.m

EXTRA ACTIVITIES



BORED CHILDREN TEND TO GET IN TROUBLE! HERE ARE EXTRA ACTIVITIES THAT ARE EASY TO DO WITH LITTLE TO NO SUPPLIES!

MONDAY EXTRA ACTIVITIES:

Use these Monday ideas for any day this week.

Recite Today's Bible Point:

Time needed—5 minutes or less

No materials needed.

Gather your kids together.

Each day we'll learn a Bible Point. That's an important truth from the Bible to remember. Today we'll explore what it means when we wonder, we can trust Jesus! That's our Bible Point.

Whenever one of us leaders say: 'WHEN WE WONDER', we want you to reply with: 'WE CAN TRUST JESUS' Ready, let's practice.

Practice saying the Bible Point a few times with you starting the phrase and the kids replying.

Alaskan Wilderness Ball Game

Time Needed: 10 minutes or less

Materials: ball & Matthew 7:24

Gather your kids together.

Alaskan Wilderness Review: Have all the children sit in a circle on the floor, or stand in an open space like a clearing in the Alaskan Forest. Choose a child to say the first word of the verse and begin passing the ball to the next child, so on and so forth, with each child saying one word of the verse. Whoever has the ball at the end of the verse has to answer this question: if you built a cabin in the Alaskan wilderness, would you build it on shifting snow or solid bedrock? Why?

Discuss how a house built on snow would slide, sink, or collapse in a blizzard—just like a life that doesn't follow Jesus' words. A house built on bedrock stays strong—like a life grounded in Jesus.

Try to say the verse faster, like you're racing a snowstorm! Or toss the ball across the circle like flying snow—whoever catches it must say the next word **and** act like they're shivering or hiking in the cold! Repeat as many rounds as you'd like.

Remind the kids that in the wild Alaskan mountains, smart builders find solid ground for their cabins. Jesus says we should do the same with our hearts and remember that when we wonder, we can trust Jesus!

Matthew 7:24 Bible Verse

Time needed—5 minutes

Materials: Bible if have on hand

Hold up your Bible.

The Bible says in Matthew 7:24 that Jesus said, “Anyone who listens to my teaching and follows it is wise.”

What does it mean to follow Jesus’ teaching?

Let kids call out answers. *(read our Bible regularly, give to others, forgive our friends, help our neighbors, always tell the truth, etc.)*

These things help us stay grounded in Jesus’ teachings and live our life like Jesus.

Let’s practice our verse, repeat after me:

- Anyone (children repeat)
- Anyone who... (children repeat)
- Anyone who listens.. (children repeat)
- Anyone who listens to my... (children repeat)
- Anyone who listens to my teaching and... (children repeat)
- Anyone who listens to my teaching and follows it... (children repeat)
- Anyone who listens to my teaching and follows it is wise - Matthew 7:24 (children repeat)

TUESDAY EXTRA ACTIVITIES:

Use these Tuesday ideas any day the rest of the week.

Learn Today's Bible Point – Frozen Footsteps
Time needed—10 minutes or less Materials
needed: paper and markers

BIBLE POINT: When we feel powerless, we can trust Jesus!

Gather your kids together.

Today in our Bible Story, we learned about a powerful leader, a Roman centurion, who likely didn't follow God. However, he still believed in Jesus' power and his ability to save us! Let's do a fun activity to help remind us that when we feel powerless, we can trust Jesus!

Give everyone paper and have them draw a footprint or snow boot print on their paper. Prompt them to write different phrases on their paper like, "Jesus gives me strength," "I can pray when I'm scared," "Jesus is always with me," "I can trust Jesus when I feel small," or, "Jesus helps me when I feel stuck."

Scatter the footprints in a path across or around the room.

You're crossing the icy Alaskan wilderness — a storm is coming, and you feel small and powerless. But someone has gone before you — Jesus! His footsteps are safe. Follow them and remember what He promises!

One by one, kids walk the path, stepping only on the frozen footprints. As they land on each one, they must read the trust message aloud.

**At the end of the trail, have a footprint that BOLDLY says:
When we feel powerless, we can trust Jesus!**

Learn Today's Bible Verse

Time needed—10 minutes or less

Materials needed: Bible – Matthew 14:27

BIBLE VERSE: “Don’t be afraid,’ he said, ‘Take courage. I am here!’” Matthew 14:27

Imagine you’re out in the Alaskan wilderness. A snowstorm — a blizzard — is swirling around you. It’s cold, dark, and scary. But just like in the Bible, Jesus says, ‘Take courage! It is I. Don’t be afraid.’”

Teach Motions for the Verse:

- “Take courage!” – Flex your arms like muscles
- “It is I.” – Point up to heaven
- “Don’t be afraid.” – Cross arms over chest and shake your head “no”

After you have taught the kids the motions for the verse, have the kids pretend to walk through the snowstorm — trudging through snow, shielding their eyes from wind. When you call out “BLIZZARD FREEZE!” everyone freezes. Say part of the verse (e.g., “Take courage!”), and kids do the matching motion and repeat it out loud. Do this several times, building up to saying the whole verse.

You can repeat with Speed Rounds. Say parts out of order, and have kids jump in with the correct motion and phrase. Try whispering it like a wind or shouting it boldly through the storm.

Just like the Roman centurion remembered how powerful God is and trusted God to heal his servant, we can remember that when we feel powerless, we can trust Jesus!

WEDNESDAY EXTRA ACTIVITIES:

Use these Wednesday ideas today or tomorrow.

Learn Today's Bible Verse

Time needed—10 minutes or less

Materials needed: Multi-colored verse printout

**"And His
name will be
the hope of all
the world."
Matthew
12:21**

BIBLE VERSE: And His name will be the hope of all the world. Matthew 12:21

Hold up the verse printout to show the kids gathered around you.

Let's say the verse for today all together.

Say verse Matthew 12:21.

Now, I am going to tear off one word at a time and see if we can remember the words as they disappear.

Tear off one word at a time, each time having the group or an individual, say the verse trying to remember the missing word.

Once all the words are gone, see who can recite the verse fully on their own.

Sometimes we can feel like things are hopeless or out of our control. Life can feel chaotic and we get scared or angry. Sometimes we just aren't sure how something is going to turn out! We can trust that Jesus knows our future and this is when we can remember that when we need hope, we can trust Jesus!

THURSDAY EXTRA ACTIVITIES:

Bible Point and Trust Activity

Time needed—10 minutes or less

No materials needed

BIBLE POINT: When we need help, we can trust Jesus!

Say: **Have you ever needed help with something really big—like reaching something high, figuring out a hard math problem, or even trying to carry something heavy? What did you do?** (Let kids respond.)

Today we're going to talk about how we can trust Jesus when we need help. Sometimes we think we have to do everything on our own, but Jesus wants us to lean on Him. He is strong and loving, and He's always ready to help us—even when things feel too big or too hard.

Have kids form pairs. Have the pairs stand back to back and link both of their arms together. After they have linked arms, have each pair sit down while keeping their backs together and their arms linked.

When I say go, you're all going to stand up while continuing to keep your backs together and your arms linked. This will require trust and cooperation! You may have to lean on each other and move together and help one another to succeed at standing up! Ready? Go!

Give the kids a couple minutes to try standing together without unlinking their arms. Encourage them as they work together to succeed.

After everyone has tried, say: **That was hard to do alone, right? But when you leaned on your partner, you could do it! Just like that, when life is hard or we feel like we can't do something, we can lean on Jesus. When we need help, we can trust Jesus!**



Introduce the Bible Verse

Time needed—10 minutes

Materials needed: Verse motions

BIBLE VERSE: “I am with you always, even to the end of the age.” Matthew 28:20

Gather the kids together and read the verse then teach them motions for Matthew 28:20 either from the script below, or make up your own moves together as a group.

I am with you (cross arms over chest like a hug OR spread arms outward to the group)

always (spin in a small circle with arms wide OR make a big circle with both hands)

even to the very end (March forward a few steps, then plant feet firmly like you’ve reached a finish line)

of the age. (hold hands in a ball shape like the world OR point upward toward heaven)

Matthew 5:16 (Hold hands like an open book)

Repeat as many times as you’d like until each student can confidently do the motions and say the verse.